

# FLORIDA INTERNATIONAL UNIVERSITY

---

## Financial Audit

For the Fiscal Year Ended  
June 30, 2014



## BOARD OF TRUSTEES AND PRESIDENT

Members of the Board of Trustees and President who served during the 2013-14 fiscal year are listed below:

Albert Maury, Chair  
Michael M. Adler, Vice Chair  
Sukrit Agrawal  
Cesar L. Alvarez  
Dr. Jose J. Armas  
Jorge L. Arrizurieta  
Robert T. Barlick, Jr.  
Alexis Calatayud from 5-12-14 (1)  
Marcelo Claire  
Mayi de la Vega  
Gerald C. Grant, Jr  
C. Delano Gray (2)  
Claudia Puig  
Liane M. Sippin to 5-11-14 (1)

Dr. Mark B. Rosenberg, President

Notes: (1) Student body president.  
(2) Faculty Senate Chair.

The Auditor General conducts audits of governmental entities to provide the Legislature, Florida's citizens, public entity management, and other stakeholders unbiased, timely, and relevant information for use in promoting government accountability and stewardship and improving government operations.

The audit team leader was Allen Jova, and the audit was supervised by Hector J. Quevedo, CPA. Please address inquiries regarding this report to James R. Stultz, CPA, Audit Manager, by e-mail at [jimstultz@aud.state.fl.us](mailto:jimstultz@aud.state.fl.us) or by telephone at (850) 412-2869.

This report and other reports prepared by the Auditor General can be obtained on our Web site at [www.myflorida.com/audgen](http://www.myflorida.com/audgen); by telephone at (850) 412-2722; or by mail at G74 Claude Pepper Building, 111 West Madison Street, Tallahassee, Florida 32399-1450.

FLORIDA INTERNATIONAL UNIVERSITY  
TABLE OF CONTENTS

	PAGE NO.
EXECUTIVE SUMMARY .....	i
INDEPENDENT AUDITOR'S REPORT .....	1
Report on the Financial Statements .....	1
Other Reporting Required by <i>Government Auditing Standards</i> .....	2
MANAGEMENT'S DISCUSSION AND ANALYSIS.....	3
BASIC FINANCIAL STATEMENTS	
Statement of Net Position .....	13
Statement of Revenues, Expenses, and Changes in Net Position.....	15
Statement of Cash Flows .....	16
Notes to Financial Statements .....	18
OTHER REQUIRED SUPPLEMENTARY INFORMATION	
Schedule of Funding Progress – Other Postemployment Benefits Plan .....	49
INDEPENDENT AUDITOR'S REPORT ON INTERNAL CONTROL OVER FINANCIAL REPORTING AND ON COMPLIANCE AND OTHER MATTERS BASED ON AN AUDIT OF THE FINANCIAL STATEMENTS PERFORMED IN ACCORDANCE WITH <i>GOVERNMENT AUDITING STANDARDS</i> .....	50
Report on the Financial Statements .....	50
Internal Control Over Financial Reporting.....	50
Compliance and Other Matters.....	51
Purpose of this Report.....	51

---

---

## EXECUTIVE SUMMARY

---

---

### Summary of Report on Financial Statements

Our audit disclosed that the University's basic financial statements were presented fairly, in all material respects, in accordance with prescribed financial reporting standards.

### Summary of Report on Internal Control and Compliance

Our audit did not identify any deficiencies in internal control over financial reporting that we consider to be material weaknesses.

The results of our tests disclosed no instances of noncompliance or other matters that are required to be reported under *Government Auditing Standards* issued by the Comptroller General of the United States.

### Audit Objectives and Scope

Our audit objectives were to determine whether Florida International University and its officers with administrative and stewardship responsibilities for University operations had:


- Presented the University's basic financial statements in accordance with generally accepted accounting principles;
- Established and implemented internal control over financial reporting and compliance with requirements that could have a direct and material effect on the financial statements; and
- Complied with the various provisions of laws, rules, regulations, contracts, and grant agreements that are material to the financial statements.

The scope of this audit included an examination of the University's basic financial statements as of and for the fiscal year ended June 30, 2014. We obtained an understanding of the University's environment, including its internal control, and assessed the risk of material misstatement necessary to plan the audit of the basic financial statements. We also examined various transactions to determine whether they were executed, in both manner and substance, in accordance with governing provisions of laws, rules, regulations, contracts, and grant agreements.

An examination of Federal awards administered by the University is included within the scope of our Statewide audit of Federal awards administered by the State of Florida.

### Audit Methodology

The methodology used to develop the findings in this report included the examination of pertinent University records in connection with the application of procedures required by auditing standards generally accepted in the United States of America and applicable standards contained in *Government Auditing Standards* issued by the Comptroller General of the United States.



DAVID W. MARTIN, CPA  
AUDITOR GENERAL

# AUDITOR GENERAL STATE OF FLORIDA

G74 Claude Pepper Building  
111 West Madison Street  
Tallahassee, Florida 32399-1450



PHONE: 850-412-2722  
FAX: 850-488-6975

The President of the Senate, the Speaker of the  
House of Representatives, and the  
Legislative Auditing Committee

## INDEPENDENT AUDITOR'S REPORT

### Report on the Financial Statements

We have audited the accompanying financial statements of Florida International University, a component unit of the State of Florida, and its aggregate discretely presented component units as of and for the fiscal year ended June 30, 2014, and the related notes to the financial statements, which collectively comprise the University's basic financial statements as listed in the table of contents.

#### *Management's Responsibility for the Financial Statements*

Management is responsible for the preparation and fair presentation of these financial statements in accordance with accounting principles generally accepted in the United States of America; this includes the design, implementation, and maintenance of internal control relevant to the preparation and fair presentation of financial statements that are free from material misstatement, whether due to fraud or error.

#### *Auditor's Responsibility*

Our responsibility is to express opinions on these financial statements based on our audit. We did not audit the financial statements of the aggregate discretely presented component units, which represent 100 percent of the transactions and account balances of the aggregate discretely presented component units' columns. Those financial statements were audited by other auditors whose reports have been furnished to us, and our opinion, insofar as it relates to the amounts included for the aggregate discretely presented component units, is based on the reports of the other auditors. We conducted our audit in accordance with auditing standards generally accepted in the United States of America and the standards applicable to financial audits contained in *Government Auditing Standards* issued by the Comptroller General of the United States. Those standards require that we plan and perform the audit to obtain reasonable assurance about whether the financial statements are free from material misstatement.

An audit involves performing procedures to obtain audit evidence about the amounts and disclosures in the financial statements. The procedures selected depend on the auditor's judgment, including the assessment of the risks of material misstatement of the financial statements, whether due to fraud or error. In making those risk assessments, the auditor considers internal control relevant to the entity's preparation and fair presentation of the financial statements in order to design audit procedures that are appropriate in the circumstances, but not for the purpose of expressing an opinion on the effectiveness of the entity's internal control. Accordingly, we express no such opinion. An audit also includes evaluating the appropriateness of accounting policies used and the reasonableness of significant accounting estimates made by management, as well as evaluating the overall presentation of the financial statements.

We believe that the audit evidence we have obtained is sufficient and appropriate to provide a basis for our audit opinions.

***Opinions***

In our opinion, based on our audit and the reports of the other auditors, the financial statements referred to above present fairly, in all material respects, the respective financial position of Florida International University and of its aggregate discretely presented component units as of June 30, 2014, and the respective changes in financial position and, where applicable, cash flows thereof for the fiscal year then ended, in accordance with accounting principles generally accepted in the United States of America.

***Other Matter******Required Supplementary Information***

Accounting principles generally accepted in the United States of America require that **MANAGEMENT'S DISCUSSION AND ANALYSIS** and **SCHEDULE OF FUNDING PROGRESS – OTHER POSTEMPLOYMENT BENEFITS PLAN**, as listed in the table of contents, be presented to supplement the basic financial statements. Such information, although not a required part of the basic financial statements, is required by the Governmental Accounting Standards Board who considers it to be an essential part of financial reporting for placing the basic financial statements in an appropriate operational, economic, or historical context. We have applied certain limited procedures to the required supplementary information in accordance with auditing standards generally accepted in the United States of America, which consisted of inquiries of management about the methods of preparing the information and comparing the information for consistency with management's responses to our inquiries, the basic financial statements, and other knowledge we obtained during our audit of the basic financial statements. We do not express an opinion or provide any assurance on the information because the limited procedures do not provide us with sufficient evidence to express an opinion or provide any assurance.

***Other Reporting Required by Government Auditing Standards***

In accordance with *Government Auditing Standards*, we have also issued a report on our consideration of Florida International University's internal control over financial reporting and on our tests of its compliance with certain provisions of laws, rules, regulations, contracts, and grant agreements and other matters included under the heading **INDEPENDENT AUDITOR'S REPORT ON INTERNAL CONTROL OVER FINANCIAL REPORTING AND ON COMPLIANCE AND OTHER MATTERS BASED ON AN AUDIT OF THE FINANCIAL STATEMENTS PERFORMED IN ACCORDANCE WITH GOVERNMENT AUDITING STANDARDS**. The purpose of that report is to describe the scope of our testing of internal control over financial reporting and compliance and results of that testing, and not to provide an opinion on the internal control over financial reporting or on compliance. That report is an integral part of an audit performed in accordance with *Government Auditing Standards* in considering Florida International University's internal control over financial reporting and compliance.

Respectfully submitted,



David W. Martin, CPA  
Tallahassee, Florida  
March 4, 2015

**MANAGEMENT’S DISCUSSION AND ANALYSIS**

The management’s discussion and analysis (MD&A) provides an overview of the financial position and activities of the University for the fiscal year ended June 30, 2014, and should be read in conjunction with the financial statements and notes thereto. The MD&A, and financial statements and notes thereto, are the responsibility of University management. The MD&A contains financial activity of the University for the fiscal years ended June 30, 2014, and June 30, 2013.

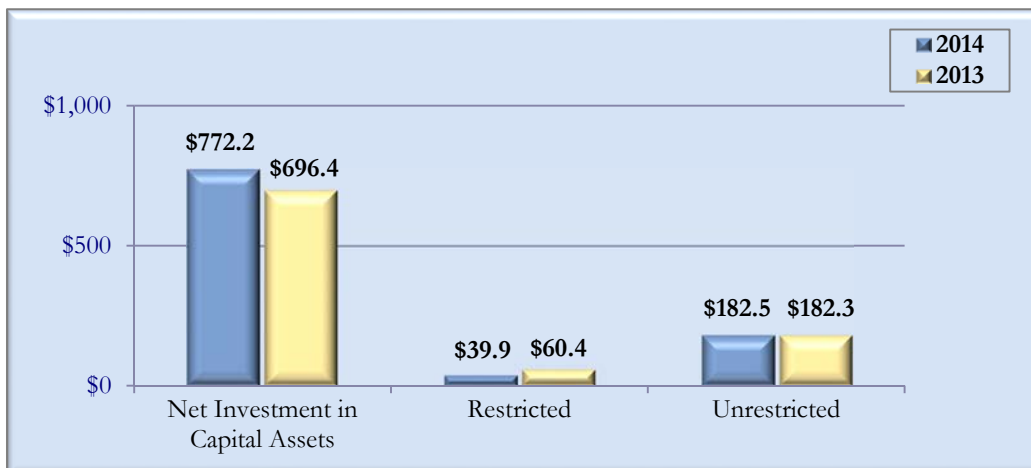
**FINANCIAL HIGHLIGHTS**

The University’s assets totaled \$1.3 billion at June 30, 2014. This balance reflects a \$71.9 million, or 5.7 percent, increase as compared to the 2012-13 fiscal year. Contributing to the increase during the 2013-14 fiscal year was the \$69.9 million increase in capital assets, net of depreciation, primarily due to increases in construction in progress, buildings, and furniture and equipment, offset by current year depreciation. Liabilities increased by \$16.4 million, or 5.1 percent, totaling \$335.4 million at June 30, 2014, as compared to \$319 million at June 30, 2013. Contributing to this increase was an increase in capital improvement debt payable of \$23.8 million for the new parking bonds issued during the year. Additionally, there were increases of \$11.1 million in projected costs for postemployment benefits based on the actuarial study provided by the State and of \$3.5 million in compensated absence liability to employees mainly resulting from increased salaries. These increases were offset by a decrease in unearned revenue of \$21.2 million primarily due to recognition of revenue from State capital appropriations during the fiscal year. As a result, the University's net position increased by \$55.5 million, resulting in a year-end balance of \$994.6 million.

The University’s operating revenues totaled \$490.4 million for the 2013-14 fiscal year, representing a \$27.9 million, or 6 percent increase over the 2012-13 fiscal year. Major components of operating revenues are student tuition and fees, auxiliary enterprise revenues, and grants and contracts. Net tuition and fees revenue increased \$23.9 million. Grants and contract revenue increased \$8.2 million. Operating expenses totaled \$848.1 million for the 2013-14 fiscal year, representing an increase of \$75.1 million, or 9.7 percent, over the 2012-13 fiscal year due mainly to increases in compensation and employee benefits of \$54.6 million and services and supplies expenses of \$12.7 million.

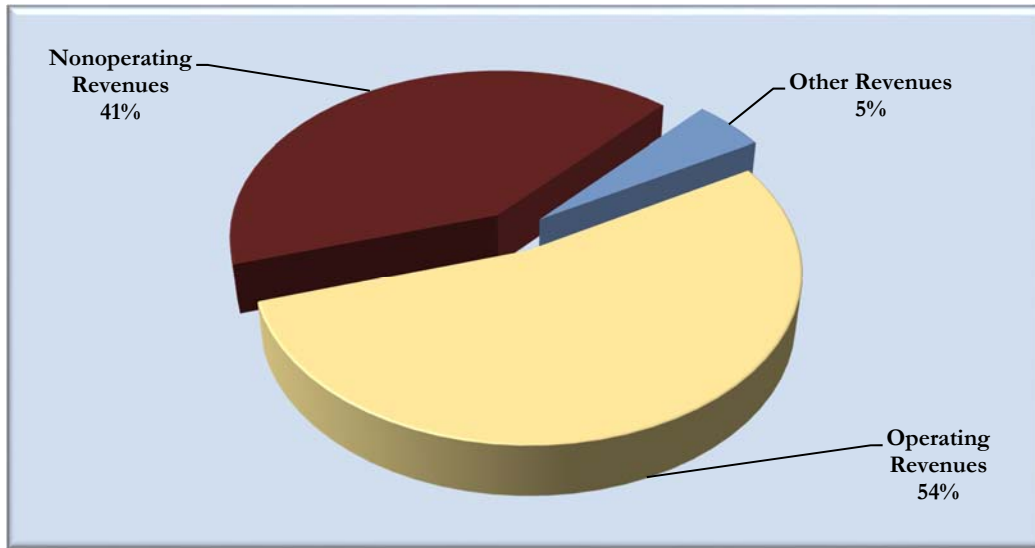
Net position represents the residual interest in the University’s assets after deducting liabilities. The University’s comparative total net position by category for the fiscal years ended June 30, 2014, and June 30, 2013, is shown in the following graph:

**Net Position  
(In Millions)**



The following chart provides a graphical presentation of University revenues by category for the 2013-14 fiscal year:

**Total Revenues**



**OVERVIEW OF FINANCIAL STATEMENTS**

Pursuant to GASB Statement No. 35, the University’s financial report includes three basic financial statements: the statement of net position; the statement of revenues, expenses, and changes in net position; and the statement of cash flows. The financial statements, and notes thereto, encompass the University and the following discretely presented component units:

- Florida International University Foundation, Inc. (Foundation).
- FIU Athletics Finance Corporation (Finance Corporation).
- Florida International University Academic Health Center Health Care Network Faculty Group Practice, Inc. (Health Care Network).

Based upon the application of the criteria for determining component units, the Foundation, Finance Corporation, and Health Care Network are included within the University reporting entity as discretely presented component units. Information regarding the discretely presented component units, including summaries of their separately issued financial statements, is presented in the notes to financial statements. This MD&A focuses on the University, excluding the discretely presented component units. For those discretely presented component units reporting under GASB standards, MD&A information is included in their separately issued audit reports.

**THE STATEMENT OF NET POSITION**

The statement of net position reflects the assets and liabilities of the University, using the accrual basis of accounting, and presents the financial position of the University at a specified time. Assets, less liabilities, equal net position, which is one indicator of the University’s current financial condition. The changes in net position that occur over time indicate improvement or deterioration in the University’s financial condition.



The following summarizes the University's assets, liabilities, and net position at June 30:

**Condensed Statement of Net Position at June 30**  
(In Millions)

	2014	2013
<b>Assets</b>		
Current Assets	\$ 366.4	\$ 365.4
Capital Assets, Net	922.8	852.9
Other Noncurrent Assets	40.8	39.8
<b>Total Assets</b>	<b>1,330.0</b>	<b>1,258.1</b>
<b>Liabilities</b>		
Current Liabilities	60.0	75.8
Noncurrent Liabilities	275.4	243.2
<b>Total Liabilities</b>	<b>335.4</b>	<b>319.0</b>
<b>Net Position</b>		
Net Investment in Capital Assets	772.2	696.4
Restricted	39.9	60.4
Unrestricted	182.5	182.3
<b>Total Net Position</b>	<b>\$ 994.6</b>	<b>\$ 939.1</b>

**THE STATEMENT OF REVENUES, EXPENSES, AND CHANGES IN NET POSITION**

The statement of revenues, expenses, and changes in net position presents the University's revenue and expense activity, categorized as operating and nonoperating. Revenues and expenses are recognized when earned or incurred, regardless of when cash is received or paid.

The following summarizes the University's activity for the 2013-14 and 2012-13 fiscal years:

**Condensed Statement of Revenues, Expenses, and Changes in Net Position**  
For the Fiscal Years  
(In Millions)

	2013-14	2012-13
Operating Revenues	\$ 490.4	\$ 462.5
Less, Operating Expenses	848.1	773.0
<b>Operating Loss</b>	<b>(357.7)</b>	<b>(310.5)</b>
Net Nonoperating Revenues	368.5	298.4
<b>Income (Loss) Before Other Revenues, Expenses, Gains, or Losses</b>	<b>10.8</b>	<b>(12.1)</b>
Other Revenues, Expenses, Gains, or Losses	44.7	63.5
<b>Net Increase In Net Position</b>	<b>55.5</b>	<b>51.4</b>
Net Position, Beginning of Year	939.1	887.7
<b>Net Position, End of Year</b>	<b>\$ 994.6</b>	<b>\$ 939.1</b>

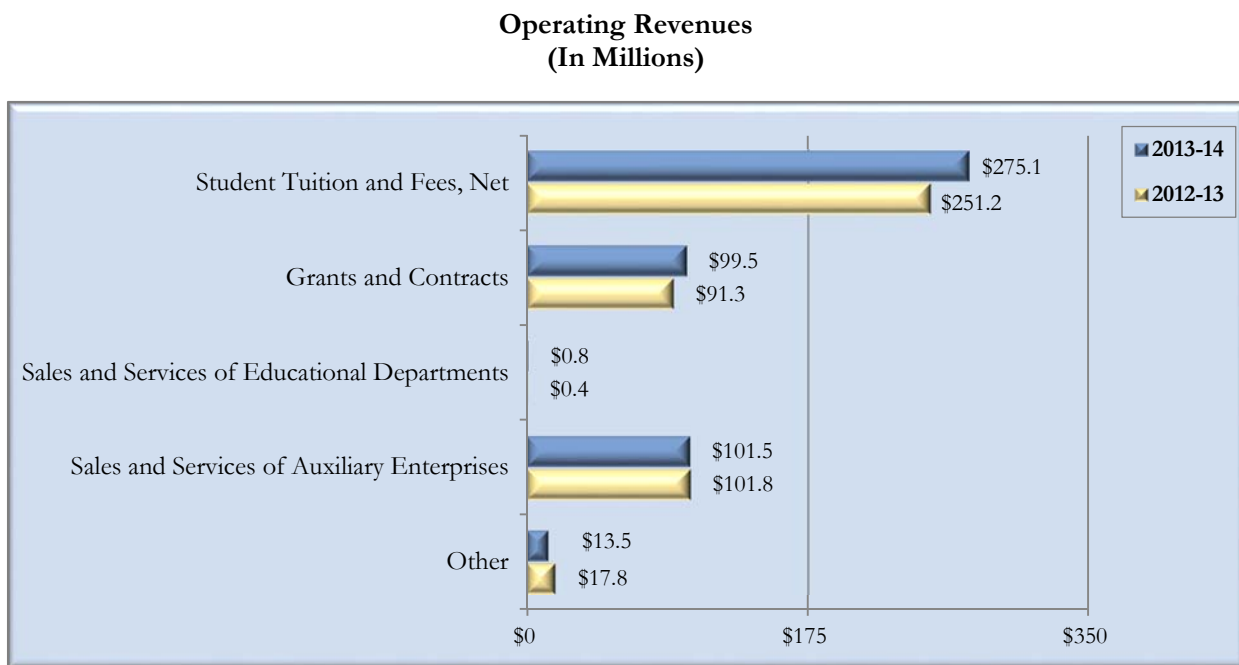
**Operating Revenues**

GASB Statement No. 35 categorizes revenues as either operating or nonoperating. Operating revenues generally result from exchange transactions where each of the parties to the transaction either give up or receive something of equal or similar value.

The following summarizes the operating revenues by source that were used to fund operating activities for the 2013-14 and 2012-13 fiscal years:

<b>Operating Revenues (In Millions)</b>		
	2013-14	2012-13
Student Tuition and Fees, Net	\$ 275.1	\$ 251.2
Grants and Contracts	99.5	91.3
Sales and Services of Educational Departments	0.8	0.4
Sales and Services of Auxiliary Enterprises	101.5	101.8
Other	13.5	17.8
<b>Total Operating Revenues</b>	<b>\$ 490.4</b>	<b>\$ 462.5</b>

The following chart presents the University’s operating revenues for the 2013-14 and 2012-13 fiscal years:



University operating revenue changes were the result of the following factors:

- Net student tuition and fees revenue increased \$23.9 million, or 9.5 percent. This increase was primarily due to an increase in tuition rates, 1.7 percent for undergraduate and 5 percent for graduate programs, along with an increase in student enrollment of 4.4 percent. Additionally, revenues from various market rate programs, such as nursing and online masters business programs contributed \$6 million to the overall increase in tuition and fees revenue.
- Grants and contracts revenue increased \$8.2 million, or 9 percent. This increase was due in part to increased revenue earned from Federal grants of \$6.6 million for research projects in areas such as global water access and sanitation, expansion of worldwide network connections, and retinal functional imaging. Additionally, there was an increase of \$1.6 million in revenue from State and local grants.
- Other operating revenue decreased \$4.3 million, or 24.2 percent. This decrease was due in part to a reduction in revenue generated from College of Medicine (COM) affiliation agreements with local healthcare providers.

**Operating Expenses**

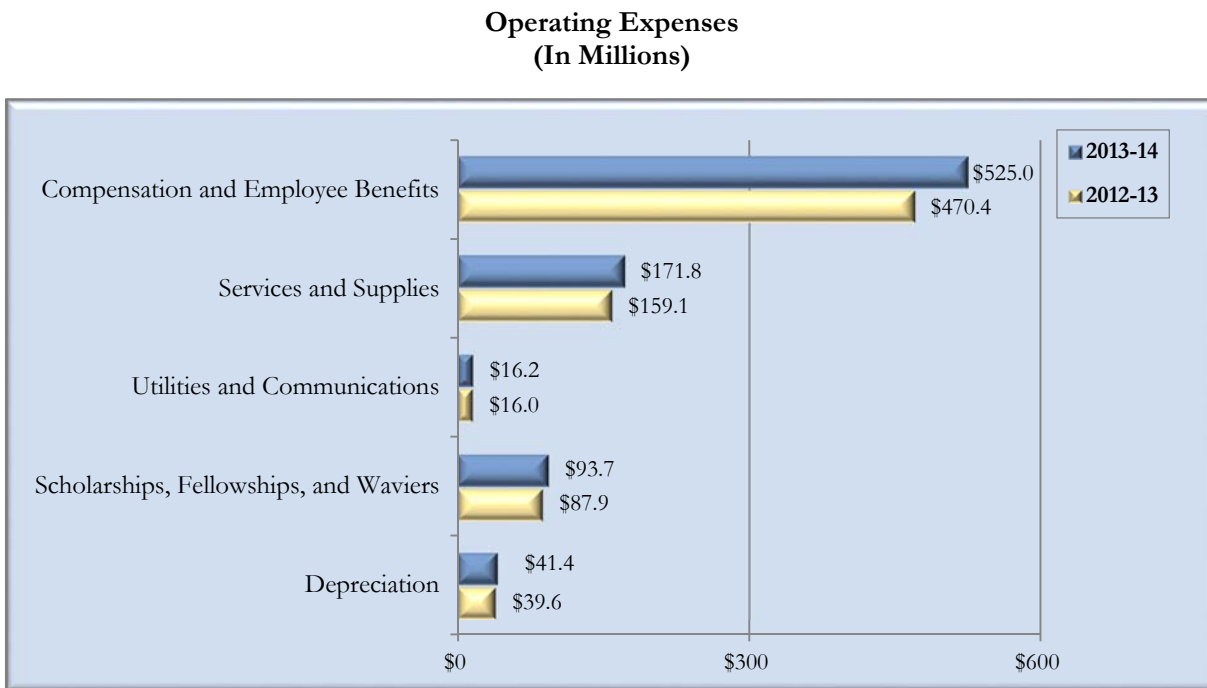
Expenses are categorized as operating or nonoperating. The majority of the University’s expenses are operating expenses as defined by GASB Statement No. 35. GASB gives financial reporting entities the choice of reporting operating expenses in the functional or natural classifications. The University has chosen to report the expenses in their natural classification on the statement of revenues, expenses, and changes in net position and has displayed the functional classification in the notes to financial statements.

The following summarizes the operating expenses by natural classifications for the 2013-14 and 2012-13 fiscal years:

**Operating Expenses  
For the Fiscal Years  
(In Millions)**

	2013-14	2012-13
Compensation and Employee Benefits	\$ 525.0	\$ 470.4
Services and Supplies	171.8	159.1
Utilities and Communications	16.2	16.0
Scholarships, Fellowships, and Waivers	93.7	87.9
Depreciation	41.4	39.6
<b>Total Operating Expenses</b>	<b>\$ 848.1</b>	<b>\$ 773.0</b>

The following chart presents the University’s operating expenses for the 2013-14 and 2012-13 fiscal years:



Changes in operating expenses were primarily the result of the following factors:

- Compensation and employee benefits expenses increased \$54.6 million, or 11.6 percent. This increase was primarily due to an increase in the number of employees combined with a 1 percent across the board salary increase and an additional State authorized increase in salary for eligible employees. Additionally, there were increases in healthcare insurance matching costs borne by the University, as well as employer retirement contributions due to increased Florida Retirement System contribution rates.

- Services and supplies expenses increased \$12.7 million, or 8 percent. The increase was primarily related to increases in materials and supplies of \$2 million for increased purchases of library books, higher costs of \$2.7 million in repairs and maintenance mainly for software licenses and maintenance of new equipment, and increased contractual services expenses of approximately \$6 million associated with research projects and advertising and marketing initiatives for promotion of market rate graduate online programs.

**Nonoperating Revenues and Expenses**

Certain revenue sources that the University relies on to provide funding for operations, including State noncapital appropriations, Federal and State student financial aid, and investment income, are defined by GASB as nonoperating. Nonoperating expenses include capital financing costs and other costs related to capital assets. The following summarizes the University’s nonoperating revenues and expenses for the 2013-14 and 2012-13 fiscal years:

<b>Nonoperating Revenues (Expenses)</b>		
<b>(In Millions)</b>		
	<u>2013-14</u>	<u>2012-13</u>
State Noncapital Appropriations	\$ 225.9	\$ 173.8
Federal and State Student Financial Aid	110.8	107.9
Investment Income	23.6	13.3
Other Nonoperating Revenues	19.6	10.5
Gain (Loss) on Disposal of Capital Assets	(0.2)	0.2
Interest on Capital Asset-Related Debt	(7.8)	(7.1)
Other Nonoperating Expenses	<u>(3.4)</u>	<u>(0.2)</u>
<b>Net Nonoperating Revenues</b>	<b><u>\$ 368.5</u></b>	<b><u>\$ 298.4</u></b>

Net nonoperating revenues increased by \$70.1 million, or 23.5 percent, from the prior fiscal year due mainly to the following factors:

- State noncapital appropriations increased \$52.1 million, or 30 percent, due to the restoration of prior year non-recurring reduction of revenues from the State's funding shortfall, additional State noncapital appropriations received for health and retirement benefits and legislated salary increases, and new performance funding revenue awarded.
- Federal and State student financial aid increased \$2.9 million, or 2.7 percent, due to an increase of student financial aid awarded.
- Investment income increased \$10.3 million, or 77.4 percent, due to gains on investments reported as investment income.
- Other nonoperating revenues increased by \$9.1 million, or 86.7 percent, primarily due to a new TEAM grant awarded this year and increased contributions from component units in support of University activities.
- Other nonoperating expenses increased \$3.2 million primarily due to the write-off of deferred bond costs for existing and new bond issues.

### Other Revenues, Expenses, Gains, or Losses

This category is composed of State capital appropriations and capital grants, contracts, donations, and fees. The following summarizes the University's other revenues, expenses, gains, or losses for the 2013-14 and 2012-13 fiscal years:

<b>Other Revenues, Expenses, Gains, or Losses</b>		
<b>(In Millions)</b>		
	<u>2013-14</u>	<u>2012-13</u>
State Capital Appropriations	\$ 39.3	\$ 59.4
Capital Grants, Contracts, Donations, and Fees	5.4	4.1
<b>Total</b>	<b>\$ 44.7</b>	<b>\$ 63.5</b>

Other revenues decreased by \$18.8 million, or 29.6 percent, as compared to the 2012-13 fiscal year due to a \$20.1 million reduction in State capital appropriations for new construction projects. This decrease was partially offset by a \$1.3 million increase in capital grants and donations.

### THE STATEMENT OF CASH FLOWS

The statement of cash flows provides information about the University's financial results by reporting the major sources and uses of cash and cash equivalents. This statement will assist in evaluating the University's ability to generate net cash flows, its ability to meet its financial obligations as they come due, and its need for external financing. Cash flows from operating activities show the net cash used by the operating activities of the University. Cash flows from capital financing activities include all plant funds and related long-term debt activities. Cash flows from investing activities show the net source and use of cash related to purchasing or selling investments, and earning income on those investments. Cash flows from noncapital financing activities include those activities not covered in other sections.

The following summarizes cash flows for the 2013-14 and 2012-13 fiscal years:

<b>Condensed Statement of Cash Flows</b>		
<b>(In Millions)</b>		
	<u>2013-14</u>	<u>2012-13</u>
Cash Provided (Used) by:		
Operating Activities	\$ (292.9)	\$ (249.9)
Noncapital Financing Activities	358.1	276.2
Capital and Related Financing Activities	(67.8)	(82.7)
Investing Activities	6.4	65.1
<b>Net Increase in Cash and Cash Equivalents</b>	<b>3.8</b>	<b>8.7</b>
Cash and Cash Equivalents, Beginning of Year	11.9	3.2
<b>Cash and Cash Equivalents, End of Year</b>	<b>\$ 15.7</b>	<b>\$ 11.9</b>

Major sources of cash inflows came from State noncapital appropriations (\$225.9 million), Federal Direct Student Loan program receipts (\$273.9 million), net student tuition and fees (\$273.3 million), grants and contracts (\$101.3 million), sales and services of auxiliary enterprises (\$100.5 million), proceeds from sales and maturities of investments (\$789.7 million), proceeds from the issuance of capital debt (\$48.8 million), State capital appropriations (\$29.3 million), and Federal and State student financial aid (\$110.2 million). Major uses of cash were for payments made to and on behalf of employees totaling (\$508.8 million), payments to suppliers (\$183.8 million), disbursements

to students for Federal Direct Student Loan program (\$275.3 million), purchases or construction of capital assets (\$115.7 million), purchases of investments (\$792 million), and payments to and on behalf of students for scholarships and fellowships (\$93.7 million).

### CAPITAL ASSETS, CAPITAL EXPENSES AND COMMITMENTS, AND DEBT ADMINISTRATION

#### CAPITAL ASSETS

At June 30, 2014, the University had \$1.4 billion in capital assets, less accumulated depreciation of \$437.7 million, for net capital assets of \$922.8 million. Depreciation charges for the current fiscal year totaled \$41.4 million. The following table summarizes the University's capital assets, net of accumulated depreciation, at June 30:

#### Capital Assets, Net at June 30 (In Millions)

	2014	2013
Land	\$ 28.7	\$ 28.4
Construction in Progress	172.5	146.2
Buildings	636.6	591.7
Infrastructure and Other Improvements	4.1	4.5
Furniture and Equipment	35.9	34.2
Library Resources	38.3	42.6
Property Under Capital Leases and Leasehold Improvements	1.6	0.6
Works of Art and Historical Treasures	4.2	4.0
Computer Software	0.9	0.7
<b>Capital Assets, Net</b>	<b>\$ 922.8</b>	<b>\$ 852.9</b>

Additional information about the University's capital assets is presented in the notes to financial statements.

#### CAPITAL EXPENSES AND COMMITMENTS

Major capital expenses through June 30, 2014, were incurred on the following projects: \$25.4 million for the Robert Stempel College of Public Health and Social Science Building, \$25.2 million for the Mixed-Use Auxiliary Building, and \$20.6 million for Parking Garage Six projects. The University's construction commitments at June 30, 2014, are as follows:

	Amount (In Millions)
Total Committed	\$ 274.9
Completed to Date	(172.5)
<b>Balance Committed</b>	<b>\$ 102.4</b>

Additional information about the University's construction commitments is presented in the notes to financial statements.

#### DEBT ADMINISTRATION

As of June 30, 2014, the University had \$183.5 million in outstanding capital improvement debt payable and capital lease payable representing an increase of \$24.8 million, or 15.6 percent, over the prior fiscal year as a result of debt principal payments totaling \$25.9 million, offset by an increase of \$50.7 million for new capital improvement debt

(\$49.7 million) and a new capital lease payable (\$1million). The following table summarizes the outstanding long-term debt by type for the fiscal years ended June 30, 2014, and June 30, 2013:

**Long-Term Debt, at June 30**  
**(In Millions)**

	2014	2013
Capital Improvement Debt	\$ 182.5	\$ 158.7
Capital Leases	1.0	
<b>Total</b>	<b>\$ 183.5</b>	<b>\$ 158.7</b>

Additional information about the University’s long-term debt is presented in the notes to financial statements.

**ECONOMIC FACTORS THAT WILL AFFECT THE FUTURE**

Florida continues to regain its stable economic base as the factors which impeded economic growth slowly recede. This was evidenced by a 3.5 percent growth in the State’s general revenues in the 2013-14 fiscal year over the prior fiscal year and made possible an allocation of \$100 million in new funds by the Legislature for Performance Based Funding for the State University System (SUS). Under the new Board of Governors (BOG) performance based funding model, each institution is evaluated annually on the basis of 10 metrics which are aligned with SUS Strategic Plan goals and recognize the unique mission of each institution. Institutions are scored on the basis of excellence or improvement; the institutions with higher scores are rewarded with an allocation of new performance funds and restoration of base funds while the lower scoring institutions do not participate in new funds and base funds are withheld unless they can show improvement according to an approved plan. Florida International University (FIU) received the third highest score of 34 and received \$25.3 million of the \$200 million (\$100 million new and \$100 million redistribution of base funds) allocated for performance based funding in the 2014-15 fiscal year by the Legislature, representing a net increase of \$18 million after redistribution of prior performance funding included in the base funds. The amount of performance based funding allocated each year to each institution will be determined by the amount of funds allocated by the Legislature and the relative performance of each institution. These new metric measures and methodology of allocating new funds have resulted in a strengthened alignment of FIU goals with the SUS Strategic Plan.

Other key legislative actions include the removal of statutory language that provided for an increase of undergraduate base tuition by the consumer price index in the absence of any legislated increase. Additionally, undergraduate tuition differential rates may now only be increased by the Legislature. With the absence of legislated undergraduate base and differential tuition increases, undergraduate tuition rates at FIU were unchanged for the 2014-15 academic year.

The FIU Herbert Wertheim College of Medicine (HWCOM) gained full accreditation from the Liaison Committee on Medical Education (LCME) in February 2013, an important accomplishment which gives the college even more presence in South Florida and within the SUS. There were over 4,000 applicants to the Program for this school year which sets a very competitive environment, and gives FIU a great opportunity to select some of the very best students. There are only 120 students accepted each year and HWCOM is at full capacity at this time. The HWCOM General Revenue State appropriations for the 2014-15 fiscal year increased by \$0.4 million to reach \$30.9 million; of which, \$0.2 million was the final allocation under the medical school implementation plan, \$0.8 million were Legislative Budget Requests (LBRs) for specific projects and programs, and \$0.3 million were for health and retirement benefits.

FIU is expanding physically and academically to better serve the needs of the local community and the State as a whole. As FIU celebrates its 50<sup>th</sup> anniversary in 2015, it is poised to be a significant contributor to educational progress and economic development in South Florida and the State of Florida.

#### **REQUESTS FOR INFORMATION**

Questions concerning information provided in the MD&A or other required supplementary information, the financial statements and notes thereto, or requests for additional financial information should be addressed to the Chief Financial Officer and Senior Vice President for Finance and Administration, Dr. Kenneth Jessell, at Florida International University, 11200 Southwest 8<sup>th</sup> Street, Miami, Florida 33199.



**BASIC FINANCIAL STATEMENTS**

**FLORIDA INTERNATIONAL UNIVERSITY  
A COMPONENT UNIT OF THE STATE OF FLORIDA  
STATEMENT OF NET POSITION  
June 30, 2014**

	<u>University</u>	<u>Component Units</u>
<b>ASSETS</b>		
Current Assets:		
Cash and Cash Equivalents	\$ 15,293,310	\$ 6,921,145
Investments	277,389,593	234,033,785
Accounts Receivable, Net	25,919,365	66,413,599
Loans and Notes Receivable, Net	838,586	
Due from State	44,653,288	
Due from Component Units/University	1,941,867	511,513
Inventories	355,615	
Other Current Assets	43,939	3,568,062
<b>Total Current Assets</b>	<u>366,435,563</u>	<u>311,448,104</u>
Noncurrent Assets:		
Restricted Cash and Cash Equivalents	417,189	1,518,191
Restricted Investments	31,035,796	2,648,876
Loans and Notes Receivable, Net	2,357,051	
Depreciable Capital Assets, Net	717,504,324	17,131,623
Nondepreciable Capital Assets	205,330,468	656,719
Due from Component Units/University	6,912,211	
Other Noncurrent Assets		23,862,473
<b>Total Noncurrent Assets</b>	<u>963,557,039</u>	<u>45,817,882</u>
<b>Total Assets</b>	<u>1,329,992,602</u>	<u>357,265,986</u>
<b>DEFERRED OUTFLOWS OF RESOURCES</b>		
Accumulated Decrease in Fair Value of Hedging		
Derivatives		2,242,930
Deferred Amount on Debt Refundings		312,381
<b>Total Deferred Outflows of Resources</b>		<u>2,555,311</u>
<b>LIABILITIES</b>		
Current Liabilities:		
Accounts Payable	17,967,849	1,194,613
Construction Contracts Payable	14,642,648	
Salaries and Wages Payable	6,498,759	
Deposits Payable	1,691,495	
Due to State	219,057	
Due to Component Units/University	293,513	1,867,899
Unearned Revenue	6,365,376	2,144,898
Other Current Liabilities	446,515	203,254
Long-Term Liabilities - Current Portion:		
Bonds Payable		676,567
Capital Improvement Debt Payable	8,830,085	
Notes Payable		755,000
Capital Lease Payable	181,770	
Compensated Absences Payable	2,806,276	
Liability for Self-Insured Claims	40,713	
<b>Total Current Liabilities</b>	<u>59,984,056</u>	<u>6,842,231</u>

**FLORIDA INTERNATIONAL UNIVERSITY**  
**A COMPONENT UNIT OF THE STATE OF FLORIDA**  
**STATEMENT OF NET POSITION (CONTINUED)**  
**June 30, 2014**

	<b>University</b>	<b>Component Units</b>
<b>LIABILITIES (Continued)</b>		
Noncurrent Liabilities:		
Bonds	\$	\$ 31,415,877
Capital Improvement Debt Payable	173,650,168	
Notes Payable		6,165,000
Capital Lease Payable	855,230	
Compensated Absences Payable	34,882,094	
Due to Component Units/University		7,024,577
Other Postemployment Benefits Payable	37,348,000	
Unearned Revenue	26,392,393	400,000
Liability for Self-Insured Claims	39,117	
Other Long-Term Liabilities	2,228,562	4,998,971
	<b>Total Noncurrent Liabilities</b>	<b>50,004,425</b>
	<b>Total Liabilities</b>	<b>56,846,656</b>
<b>NET POSITION</b>		
Net Investment in Capital Assets	772,170,918	8,522,189
Restricted for Nonexpendable:		
Endowment		199,384,169
Restricted for Expendable:		
Debt Service	2,867,056	
Loans	546,516	
Capital Projects	3,617,203	
Other	32,900,099	75,751,823
Unrestricted	182,511,190	19,316,460
	<b>TOTAL NET POSITION</b>	<b>\$ 302,974,641</b>
	<b>\$ 994,612,982</b>	<b>\$ 302,974,641</b>

The accompanying notes to financial statements are an integral part of this statement.

**FLORIDA INTERNATIONAL UNIVERSITY  
A COMPONENT UNIT OF THE STATE OF FLORIDA  
STATEMENT OF REVENUES, EXPENSES, AND CHANGES IN NET POSITION  
For the Fiscal Year Ended June 30, 2014**

	<b>University</b>	<b>Component Units</b>
<b>REVENUES</b>		
Operating Revenues:		
Student Tuition and Fees, Net of Scholarship Allowances of \$108,504,693 (\$10,103,245 Pledged for Parking Facility Capital Improvement Debt)	\$ 275,079,438	\$
Federal Grants and Contracts	80,338,840	
State and Local Grants and Contracts	7,172,334	
Nongovernmental Grants and Contracts	12,030,211	
Sales and Services of Educational Departments	795,130	
Sales and Services of Auxiliary Enterprises (\$30,458,678 Pledged for Housing Facility Capital Improvement Debt and \$5,433,093 Pledged for Parking Facility Capital Improvement Debt)	101,503,247	
Sales and Services of Component Units		5,774,257
Gifts and Donations		18,682,543
Interest on Loans and Notes Receivable	7,966	
Other Operating Revenues	13,530,271	6,816,812
<b>Total Operating Revenues</b>	<b>490,457,437</b>	<b>31,273,612</b>
<b>EXPENSES</b>		
Operating Expenses:		
Compensation and Employee Benefits	525,054,519	
Services and Supplies	171,763,583	24,456,754
Utilities and Communications	16,214,646	170,576
Scholarships, Fellowships, and Waivers	93,660,910	
Depreciation	41,449,494	721,785
Other Operating Expenses		11,424,573
<b>Total Operating Expenses</b>	<b>848,143,152</b>	<b>36,773,688</b>
<b>Operating Loss</b>	<b>(357,685,715)</b>	<b>(5,500,076)</b>
<b>NONOPERATING REVENUES (EXPENSES)</b>		
State Noncapital Appropriations	225,862,112	
Federal and State Student Financial Aid	110,808,582	
Investment Income	23,567,642	37,473,495
Other Nonoperating Revenues	19,630,063	
Loss on Disposal of Capital Assets	(187,111)	
Interest on Capital Asset-Related Debt	(7,803,740)	(1,679,335)
Other Nonoperating Expenses	(3,416,798)	
<b>Net Nonoperating Revenues</b>	<b>368,460,750</b>	<b>35,794,160</b>
<b>Income Before Other Revenues, Expenses, Gains, or Losses</b>	<b>10,775,035</b>	<b>30,294,084</b>
State Capital Appropriations	39,287,370	
Capital Grants, Contracts, Donations, and Fees	5,456,401	
Other Revenues		1,380,001
<b>Increase in Net Position</b>	<b>55,518,806</b>	<b>31,674,085</b>
Net Position, Beginning of Year	939,094,176	271,527,291
Adjustment to Beginning Net Position		(226,735)
<b>Net Position, Beginning of Year, as Restated</b>	<b>939,094,176</b>	<b>271,300,556</b>
<b>Net Position, End of Year</b>	<b>\$ 994,612,982</b>	<b>\$ 302,974,641</b>

The accompanying notes to financial statements are an integral part of this statement.

**FLORIDA INTERNATIONAL UNIVERSITY**  
**A COMPONENT UNIT OF THE STATE OF FLORIDA**  
**STATEMENT OF CASH FLOWS**  
**For the Fiscal Year Ended June 30, 2014**

	<b>University</b>
<b>CASH FLOWS FROM OPERATING ACTIVITIES</b>	
Student Tuition and Fees, Net	\$ 273,296,609
Grants and Contracts	101,283,097
Sales and Services of Educational Departments	795,130
Sales and Services of Auxiliary Enterprises	100,530,803
Interest on Loans and Notes Receivable	4,882
Payments to Employees	(508,813,605)
Payments to Suppliers for Goods and Services	(183,830,770)
Payments to Students for Scholarships and Fellowships	(93,660,910)
Loans Issued to Students	(5,906,510)
Collection on Loans to Students	5,793,329
Other Operating Receipts	17,602,508
	<b>(292,905,437)</b>
<b>Net Cash Used by Operating Activities</b>	
<b>CASH FLOWS FROM NONCAPITAL FINANCING ACTIVITIES</b>	
State Noncapital Appropriations	225,862,112
Federal and State Student Financial Aid	110,158,418
Federal Direct Loan Program Receipts	273,918,138
Federal Direct Loan Program Disbursements	(275,276,459)
Operating Subsidies and Transfers	3,596
Net Change in Funds Held for Others	5,569,000
Other Nonoperating Receipts	18,312,928
Other Nonoperating Disbursements	(358,332)
	<b>358,189,401</b>
<b>Net Cash Provided by Noncapital Financing Activities</b>	
<b>CASH FLOWS FROM CAPITAL AND RELATED FINANCING ACTIVITIES</b>	
Proceeds from Capital Debt	48,758,380
State Capital Appropriations	29,300,080
Capital Grants, Contracts, Donations, and Fees	5,065,475
Other Disbursements for Capital Projects	(1,045,590)
Capital Subsidies and Transfers	(307,486)
Purchase or Construction of Capital Assets	(115,735,974)
Principal Paid on Capital Debt and Leases	(25,500,000)
Interest Paid on Capital Debt and Leases	(8,341,281)
	<b>(67,806,396)</b>
<b>Net Cash Used by Capital and Related Financing Activities</b>	
<b>CASH FLOWS FROM INVESTING ACTIVITIES</b>	
Proceeds from Sales and Maturities of Investments	789,679,379
Purchase of Investments	(792,030,932)
Investment Income	8,702,523
	<b>6,350,970</b>
<b>Net Cash Provided by Investing Activities</b>	
<b>Net Increase in Cash and Cash Equivalents</b>	<b>3,828,538</b>
Cash and Cash Equivalents, Beginning of Year	11,881,961
	<b>\$ 15,710,499</b>
<b>Cash and Cash Equivalents, End of Year</b>	<b>\$ 15,710,499</b>

**FLORIDA INTERNATIONAL UNIVERSITY  
A COMPONENT UNIT OF THE STATE OF FLORIDA  
STATEMENT OF CASH FLOWS (CONTINUED)  
For the Fiscal Year Ended June 30, 2014**

	<b>University</b>
<b>RECONCILIATION OF OPERATING LOSS</b>	
<b>TO NET CASH USED BY OPERATING ACTIVITIES</b>	
Operating Loss	\$ (357,685,715)
Adjustments to Reconcile Operating Loss	
to Net Cash Used by Operating Activities:	
Depreciation Expense	41,449,494
Change in Assets and Liabilities:	
Receivables, Net	3,546,024
Inventories	(105,517)
Other Assets	1,132,562
Accounts Payable	3,054,045
Salaries and Wages Payable	1,575,056
Deposits Payable	(991,491)
Compensated Absences Payable	3,514,858
Unearned Revenue	450,147
Liability for Self-Insured Claims	4,100
Other Postemployment Benefits Payable	11,151,000
	<b>\$ (292,905,437)</b>

**SUPPLEMENTAL DISCLOSURE OF NONCASH INVESTING AND CAPITAL AND RELATED FINANCING ACTIVITIES**

Unrealized gains on investments were recognized as an increase to investment income on the statement of revenues, expenses, and changes in net position, but are not cash transactions for the statement of cash flows.	\$ 14,794,604
Losses from the disposal of capital assets were recognized on the statement of revenues, expenses, and changes in net position, but are not cash transactions for the statement of cash flows.	\$ (187,111)
Acquisition of land and building under a capital lease agreement were recognized on the statement of net position, but are not cash transactions for the statement of cash flows.	\$ 1,037,000

The accompanying notes to financial statements are an integral part of this statement.

**FLORIDA INTERNATIONAL UNIVERSITY  
A COMPONENT UNIT OF THE STATE OF FLORIDA  
NOTES TO FINANCIAL STATEMENTS  
JUNE 30, 2014**

**1. SUMMARY OF SIGNIFICANT ACCOUNTING POLICIES**

**Reporting Entity.** The University is a separate public instrumentality that is part of the State university system of public universities, which is under the general direction and control of the Florida Board of Governors. The University is directly governed by a Board of Trustees (Trustees) consisting of thirteen members. The Governor appoints six citizen members and the Board of Governors appoints five citizen members. These members are confirmed by the Florida Senate and serve staggered terms of five years. The chair of the faculty senate and the president of the student body of the University are also members. The Board of Governors establishes the powers and duties of the Trustees. The Trustees are responsible for setting policies for the University, which provide governance in accordance with State law and Board of Governors' Regulations. The Trustees select the University President. The University President serves as the executive officer and the corporate secretary of the Trustees, and is responsible for administering the policies prescribed by the Trustees.

Criteria for defining the reporting entity are identified and described in the Governmental Accounting Standards Board's (GASB) *Codification of Governmental Accounting and Financial Reporting Standards*, Sections 2100 and 2600. These criteria were used to evaluate potential component units for which the primary government is financially accountable and other organizations for which the nature and significance of their relationship with the primary government are such that exclusion would cause the primary government's financial statements to be misleading. Based on the application of these criteria, the University is a component unit of the State of Florida, and its financial balances and activities are reported in the State's Comprehensive Annual Financial Report by discrete presentation.

**Discretely Presented Component Units.** Based on the application of the criteria for determining component units, the following direct-support organizations (as provided for in Section 1004.28, Florida Statutes, and Board of Governors Regulation 9.011) are included within the University reporting entity as discretely presented component units. These legally separate, not-for-profit, corporations are organized and operated to assist the University to achieve excellence by providing supplemental resources from private gifts and bequests, and valuable education support services and are governed by separate boards. The Statute authorizes these organizations to receive, hold, invest, and administer property and to make expenditures to or for the benefit of the University. These organizations and their purposes are explained as follows:

- Florida International University Foundation, Inc. (Foundation), – The purpose of the Foundation is to encourage, solicit, receive, and administer gifts and bequests of property and funds for the advancement of the University and its objectives.
- Florida International University Research Foundation, Inc. (Research Foundation), – The purpose of the Research Foundation includes the promotion and encouragement of, and assistance to, the research and training activities of faculty, staff, and students of the University through income from contracts, grants, and other sources, including, but not limited to, income derived from or related to the development and commercialization of University work products.
- FIU Athletics Finance Corporation (Finance Corporation), – The purpose of the Finance Corporation includes the support to the University in matters pertaining to the financing of the University's football stadium and, subsequently, the management and operation of the facility.

**FLORIDA INTERNATIONAL UNIVERSITY  
A COMPONENT UNIT OF THE STATE OF FLORIDA  
NOTES TO FINANCIAL STATEMENTS (CONTINUED)  
JUNE 30, 2014**

- The Florida International University Academic Health Center Health Care Network Faculty Group Practice, Inc. (Health Care Network), – The purpose of the Health Care Network is to improve and support health education at the University.

Financial activities of the Research Foundation are not included in the University's financial statements. The total assets and operating revenues related to the Research Foundation are \$306,955 and \$0, respectively. These amounts represent one percent or less of the total aggregate component unit assets and operating revenues. The resulting changes in net position are presented in note 2.

An annual audit of each organization's financial statements is conducted by independent certified public accountants. The annual report is submitted to the Auditor General and the University Board of Trustees. Additional information on the University's component units, including copies of audit reports, is available by contacting the University Controller. Condensed financial statements for the University's discretely presented component units are shown in a subsequent note.

**Basis of Presentation.** The University's accounting policies conform with accounting principles generally accepted in the United States of America applicable to public colleges and universities as prescribed by GASB. The National Association of College and University Business Officers (NACUBO) also provides the University with recommendations prescribed in accordance with generally accepted accounting principles promulgated by GASB and the Financial Accounting Standards Board (FASB). GASB allows public universities various reporting options. The University has elected to report as an entity engaged in only business-type activities. This election requires the adoption of the accrual basis of accounting and entitywide reporting including the following components:

- Management's Discussion and Analysis
- Basic Financial Statements:
  - Statement of Net Position
  - Statement of Revenues, Expenses, and Changes in Net Position
  - Statement of Cash Flows
  - Notes to Financial Statements
- Other Required Supplementary Information

**Basis of Accounting.** Basis of accounting refers to when revenues, expenses, and related assets, deferred outflows of resources, and liabilities are recognized in the accounts and reported in the financial statements. Specifically, it relates to the timing of the measurements made, regardless of the measurement focus applied. The University's financial statements are presented using the economic resources measurement focus and the accrual basis of accounting. Revenues, expenses, gains, losses, assets, deferred outflows of resources, and liabilities resulting from exchange and exchange-like transactions are recognized when the exchange takes place. Revenues, expenses, gains, losses, assets, deferred outflows of resources, and liabilities resulting from nonexchange activities are generally recognized when all applicable eligibility requirements, including time requirements, are met. The University follows GASB standards of accounting and financial reporting.

**FLORIDA INTERNATIONAL UNIVERSITY  
A COMPONENT UNIT OF THE STATE OF FLORIDA  
NOTES TO FINANCIAL STATEMENTS (CONTINUED)  
JUNE 30, 2014**

The University's discretely presented component units use the economic resources measurement focus and accrual basis of accounting whereby revenues are recognized when earned and expenses are recognized when incurred, and follow GASB standards of accounting and financial reporting except for the Foundation, which follows FASB standards of accounting and financial reporting for not-for-profit organizations.

Significant interdepartmental sales between auxiliary service departments and other institutional departments have been accounted for as reductions of expenses and not revenues of those departments.

The University's principal operating activities consist of instruction, research, and public service. Operating revenues and expenses generally include all fiscal transactions directly related to these activities as well as administration, operation and maintenance of capital assets, and depreciation on capital assets. Nonoperating revenues include State noncapital appropriations, Federal and State student financial aid, and investment income (net of unrealized gains or losses on investments). Interest on capital asset-related debt is a nonoperating expense.

The statement of net position is presented in a classified format to distinguish between current and noncurrent assets and liabilities. When both restricted and unrestricted resources are available to fund certain programs, it is the University's policy to first apply the restricted resources to such programs, followed by the use of the unrestricted resources.

The statement of revenues, expenses, and changes in net position is presented by major sources and is reported net of tuition scholarship allowances. Tuition scholarship allowances are the difference between the stated charge for goods and services provided by the University and the amount that is actually paid by a student or a third party making payment on behalf of the student. The University applied "The Alternate Method" as prescribed in NACUBO Advisory Report 2000-05 to determine the reported net tuition scholarship allowances. Under this method, the University computes these amounts by allocating the cash payments to students, excluding payments for services, on a ratio of total aid to the aid not considered third-party aid.

The statement of cash flows is presented using the direct method in compliance with GASB Statement No. 9, *Reporting Cash Flows of Proprietary and Nonexpendable Trust Funds and Governmental Entities That Use Proprietary Fund Accounting*.

**Cash and Cash Equivalents.** Cash and cash equivalents consist of cash on hand and cash in demand accounts. University cash deposits are held in banks qualified as public depositories under Florida law. All such deposits are insured by Federal depository insurance, up to specified limits, or collateralized with securities held in Florida's multiple financial institution collateral pool required by Chapter 280, Florida Statutes. Cash and cash equivalents that are externally restricted to make debt service payments, maintain sinking or reserve funds, or to purchase or construct capital or other restricted assets, are classified as restricted.

**Concentration of Credit Risk – Component Units**

Financial instruments that potentially subject the Foundation to concentrations of credit risk consist principally of cash and cash equivalents in banks, investments, and promises to give.



**FLORIDA INTERNATIONAL UNIVERSITY  
A COMPONENT UNIT OF THE STATE OF FLORIDA  
NOTES TO FINANCIAL STATEMENTS (CONTINUED)  
JUNE 30, 2014**

In addition to insurance provided by the Federal Depository Insurance Corporation (FDIC), the Foundation, the Finance Corporation and the Health Care Network deposits are held in banking institutions approved by the State Treasurer of the State of Florida to hold public funds. Under Florida Statutes Chapter 280, Florida Security for Public Deposits Act, the State Treasurer requires all Florida qualified public depositories to deposit with the Treasurer or another banking institution, eligible collateral. In the event of a failure of a qualified public depository, the remaining public depositories would be responsible for covering any resulting losses. Accordingly, all amounts reported as deposits are insured or collateralized with securities held by the entity or its agent in the entity's name.

Financial instruments that potentially subject the Finance Corporation to concentration of credit risk consist principally of cash in banks and investments.

**Capital Assets.** University capital assets consist of land; works of art and historical treasures; construction in progress; buildings, infrastructure and other improvements; furniture and equipment; library resources; property under capital leases and leasehold improvements; and computer software. These assets are capitalized and recorded at cost at the date of acquisition or at estimated fair value at the date received in the case of gifts and purchases of State surplus property. Additions, improvements, and other outlays that significantly extend the useful life of an asset are capitalized. Other costs incurred for repairs and maintenance are expensed as incurred. The University has a capitalization threshold of \$250 for library resources, \$5,000 for tangible personal property, and \$250,000 for leasehold improvements and other improvements. There are no capitalization thresholds for new buildings or renovation projects that add new square footage. Depreciation is computed on the straight-line basis over the following estimated useful lives:

- Buildings – 20 to 50 years
- Infrastructure and Other Improvements – 15 years
- Furniture and Equipment – 3 to 20 years
- Library Resources – 10 years
- Property Under Capital Leases – 5 years
- Leasehold Improvements – Various based on lease terms
- Computer Software – 5 years

Depreciable assets of the Foundation are stated at cost and are net of accumulated depreciation of \$4,318,279. Depreciation is provided using the straight-line method over the estimated useful lives of the assets, ranging from 5 to 40 years.

Depreciable assets of the Health Care Network are stated at cost and are net of accumulated depreciation of \$536,874. Depreciation is provided using the straight-line method over the estimated useful lives from 5 to 15 years for the assets.

**Noncurrent Liabilities.** Noncurrent liabilities include capital improvement debt payable, capital lease payable, compensated absences payable, other postemployment benefits payable, unearned revenue, liability for

**FLORIDA INTERNATIONAL UNIVERSITY  
A COMPONENT UNIT OF THE STATE OF FLORIDA  
NOTES TO FINANCIAL STATEMENTS (CONTINUED)  
JUNE 30, 2014**

self-insured claims, and other long-term liabilities that are not scheduled to be paid within the next fiscal year. Capital improvement debt is reported net of unamortized premium on refunding. The University amortizes debt premiums over the life of the debt using the straight-line method. Deferred losses on refunding are amortized over the life of the old debt or new debt (whichever is shorter) using the straight-line method.

**2. ADJUSTMENT TO BEGINNING NET POSITION – COMPONENT UNITS**

The beginning net position of the aggregate component unit column was decreased by \$226,735 due to the exclusion of the Research Foundation, a discretely presented component unit that is no longer reported in the University’s financial statements as disclosed in note 1.

**3. INVESTMENTS**

Section 1011.42(5), Florida Statutes, authorizes universities to invest funds with the State Treasury and State Board of Administration (SBA), and requires that universities comply with the statutory requirements governing investment of public funds by local governments. Accordingly, universities are subject to the requirements of Chapter 218, Part IV, Florida Statutes. The University’s Board of Trustees has adopted a written investment policy providing that surplus funds of the University shall be invested in those institutions and instruments permitted under the provisions of Florida Statutes. Pursuant to Section 218.415(16), Florida Statutes, the University is authorized to invest in the Florida PRIME investment pool administered by the SBA; interest-bearing time deposits and savings accounts in qualified public depositories, as defined in Section 280.02, Florida Statutes; direct obligations of the United States Treasury; obligations of Federal agencies and instrumentalities; securities of, or interests in, certain open-end or closed-end management type investment companies; Securities and Exchange Commission registered money market funds with the highest credit quality rating from a nationally recognized rating agency; and other investments approved by the University’s Board of Trustees as authorized by law. Investments set aside to make debt service payments, maintain sinking or reserve funds, or to purchase or construct capital assets are classified as restricted.

The University’s investments at June 30, 2014, are reported at fair value, as follows:

<u>Investment Type</u>	<u>Amount</u>
<b>External Investment Pools:</b>	
State Treasury Special Purpose Investment Account	\$ 63,881,559
SBA Florida PRIME	1,828
SBA Fund B Surplus Funds Trust Fund	985
SBA Debt Service Accounts	2,844,444
<b>Mutual Funds:</b>	
Limited Partnerships	26,033,628
Equities	74,865,323
Fixed Income and Bond Mutual Funds	100,592,177
Commodities	24,057,547
Money Market Funds	16,147,898
<b>Total University Investments</b>	<b><u>\$ 308,425,389</u></b>

**FLORIDA INTERNATIONAL UNIVERSITY  
A COMPONENT UNIT OF THE STATE OF FLORIDA  
NOTES TO FINANCIAL STATEMENTS (CONTINUED)  
JUNE 30, 2014**

**External Investment Pools**

**State Treasury Special Purpose Investment Account.** The University reported investments at fair value totaling \$63,881,559 at June 30, 2014, in the State Treasury Special Purpose Investment Account (SPIA) investment pool, representing ownership of a share of the pool, not the underlying securities. The SPIA carried a credit rating of A+f by Standard & Poor's, had an effective duration of 2.57 years and fair value factor of 1.0074 at June 30, 2014. The University relies on policies developed by the State Treasury for managing interest rate risk or credit risk for this investment pool. Disclosures for the State Treasury investment pool are included in the notes to financial statements of the State's Comprehensive Annual Financial Report.

**State Board of Administration Florida PRIME.** At June 30, 2014, the University reported investments totaling \$1,828 in the Florida PRIME investment pool administered by the SBA pursuant to Section 218.405, Florida Statutes. The University's investments in the Florida PRIME investment pool, which the SBA indicates is a Securities and Exchange Commission Rule 2a7-like external investment pool, at June 30, 2014, are similar to money market funds in which shares are owned in the fund rather than the underlying investments. The Florida PRIME investment pool carried a credit rating of AAAM by Standard & Poor's and had a weighted-average days to maturity (WAM) of 40 days as of June 30, 2014. A portfolio's WAM reflects the average maturity in days, based on final maturity or reset date, in the case of floating rate instruments. WAM measures the sensitivity of the Florida PRIME investment pool to interest rate changes. The investments in the Florida PRIME investment pool are reported at fair value, which is amortized cost.

State Board of Administration Fund B Surplus Funds Trust Fund. The Fund B Surplus Funds Trust Fund (Fund B) is administered by the SBA pursuant to Sections 218.405 and 218.417, Florida Statutes, and is not subject to participant withdrawal requests. Distributions from Fund B, as determined by the SBA, are effected by transferring eligible cash or securities to the Florida PRIME investment pool, consistent with the pro rata allocation of pool shareholders of record at the creation date of Fund B on December 4, 2007. One hundred percent of such distributions from Fund B are available as liquid balance within the Florida PRIME investment pool.

At June 30, 2014, the University reported investments at fair value of \$985 in Fund B. The University's investments in Fund B are accounted for as a fluctuating net asset value pool, with a fair value factor of 1.84438408 at June 30, 2014. The weighted-average life (WAL) of Fund B at June 30, 2014, was 2.86 years. A portfolio's WAL is the dollar-weighted average length of time until securities held reach maturity and is based on legal final maturity dates for Fund B as of June 30, 2014. WAL measures the sensitivity of Fund B to interest rate changes. The University's investment in Fund B is unrated.

**State Board of Administration Debt Service Accounts**

The University reported investments totaling \$2,844,444 at June 30, 2014, in the SBA Debt Service Accounts. These investments are used to make debt service payments on bonds issued by the State Board of Education for the benefit of the University. The University's investments consist of United States Treasury securities, with maturity dates of six months or less, and are reported at fair value. The University relies on policies developed by

**FLORIDA INTERNATIONAL UNIVERSITY  
A COMPONENT UNIT OF THE STATE OF FLORIDA  
NOTES TO FINANCIAL STATEMENTS (CONTINUED)  
JUNE 30, 2014**

the SBA for managing interest rate risk or credit risk for these accounts. Disclosures for the Debt Service Accounts are included in the notes to financial statements of the State’s Comprehensive Annual Financial Report.

**Fixed Income and Bond Mutual Funds**

The University invested in various mutual funds in accordance with the University’s investment policy. The following risks apply to the University's fixed income and bond mutual fund investments:

*Interest Rate Risk:* Interest rate risk is the risk that changes in interest rates will adversely affect the fair value of an investment. Pursuant to Section 218.415(6), Florida Statutes, the University's investments in securities must provide sufficient liquidity to pay obligations as they come due. The future maturities of the securities held in the fixed income and bond mutual funds at June 30, 2014, are as follows:

**University Debt Investment Maturities**

Type of Investment	Investment Maturities (In Years)				
	Fair Market Value	Less Than 1	1-5	6-10	More Than 10
Fixed Income Mutual Fund	\$ 57,482,237	\$ 2,523,471	\$ 28,758,363	\$ 19,308,283	\$ 6,892,120
TIPS Index Fund	20,760,391	7,251	7,100,359	8,239,821	5,412,960
High Yield Bond Mutual Fund	22,349,549	3,930,799	10,373,676	6,912,059	1,133,015
<b>Total</b>	<b>\$ 100,592,177</b>	<b>\$ 6,461,521</b>	<b>\$ 46,232,398</b>	<b>\$ 34,460,163</b>	<b>\$ 13,438,095</b>

*Credit Risk:* Credit risk is the risk that an issuer or other counterparty to an investment will not fulfill its obligations. At June 30, 2014, the securities held in the fixed income and bond mutual funds had credit quality ratings by a nationally-recognized agency (i.e., Standard & Poor's or Moody's), as follows:

**University Debt Investment Credit Quality Ratings**

Type of Investment	Fair Value	AAA / Aaa	AA / Aa	A	BBB / Baa to Not Rated
Fixed Income Mutual Fund	\$ 57,482,237	\$ 32,178,557	\$ 2,063,612	\$ 9,685,757	\$ 13,554,311
TIPS Index Fund	20,760,391	20,760,391			
High Yield Bond Mutual Fund	22,349,549	2,122			22,347,427
<b>Total</b>	<b>\$ 100,592,177</b>	<b>\$ 52,941,070</b>	<b>\$ 2,063,612</b>	<b>\$ 9,685,757</b>	<b>\$ 35,901,738</b>

*Concentration of Credit Risk:* Concentration of credit risk is the risk of loss attributed to the magnitude of the University's investment in a single issuer. The University's investment policy addresses the issue of concentration of credit risk by establishing the following restrictions:

- Maximum position in an individual security (excluding government securities) must not exceed 5 percent of the account market value.

**FLORIDA INTERNATIONAL UNIVERSITY  
A COMPONENT UNIT OF THE STATE OF FLORIDA  
NOTES TO FINANCIAL STATEMENTS (CONTINUED)  
JUNE 30, 2014**

- Maximum position in any one issuer (excluding government securities) must not exceed 5 percent of the account market value.

**Component Units Investments**

The Foundation’s investments at June 30, 2014, are reported at fair value as follows:

<u>Investment Type</u>	<u>Amount</u>
Domestic Equities	\$ 39,592,756
Global Equities	66,656,683
Real Assets	19,864,453
Fixed Income	31,101,247
Hedge Funds	58,638,683
Private Investments	17,018,260
<b>Subtotal</b>	<u>232,872,082</u>
Plus Accrued Income	12,543
<b>Total</b>	<u><u>\$ 232,884,625</u></u>

The Finance Corporation investments are made in accordance with the trust indenture. The investments at June 30, 2014, are reported at fair value, as follows:

<u>Investment Type</u>	<u>Amount</u>
External Investment Pools:	
SBA Fund B Surplus Funds Trust Fund	\$ 110,267
Money Market Mutual Funds	<u>3,687,769</u>
<b>Total</b>	<u><u>\$ 3,798,036</u></u>

*Credit Risk:* At June 30, 2014, the Finance Corporation money market mutual fund investments were rated AAAm by Standard & Poor’s. Fund B is not rated by any nationally-recognized agency.

**4. RECEIVABLES**

**Accounts Receivable.** Accounts receivable represent amounts for student tuition and fees, contract and grant reimbursements due from third parties, various sales and services provided to students and third parties, and interest accrued on investments and loans receivable. As of June 30, 2014, the University reported the following amounts as accounts receivable:

<u>Description</u>	<u>Amount</u>
Student Tuition and Fees	\$ 18,971,343
Contracts and Grants	6,807,908
Other	<u>140,114</u>
<b>Total Accounts Receivable</b>	<u><u>\$ 25,919,365</u></u>

**Loans and Notes Receivable.** Loans and notes receivable represent all amounts owed on promissory notes from debtors, including student loans made under the Federal Perkins Loan Program and other loan programs.

**FLORIDA INTERNATIONAL UNIVERSITY  
A COMPONENT UNIT OF THE STATE OF FLORIDA  
NOTES TO FINANCIAL STATEMENTS (CONTINUED)  
JUNE 30, 2014**

**Allowance for Doubtful Receivables.** Allowances for doubtful accounts, and loans and notes receivable, are reported based on management’s best estimate as of fiscal year-end considering type, age, collection history, and other factors considered appropriate. Accounts receivable, and loans and notes receivable, are reported net of allowances of \$19,234,009 and \$1,429,925, respectively, at June 30, 2014.

**5. DUE FROM STATE**

This amount consists of \$36,000,931 of Public Education Capital Outlay and \$8,652,357 of Capital Improvement Fees Trust due from the State for the construction of University facilities.

**6. DUE FROM AND TO COMPONENT UNITS/UNIVERSITY**

The University’s financial statements are reported for the fiscal year ended June 30, 2014. One component unit is not presented (see Note 1). Additionally, component units' due from and due to amounts include receivables and payables between the various component units. Accordingly, amounts reported by the University as due from and to component units on the Statement of Net Position may not agree with amounts reported by the component units as due from and to the University.

**7. CAPITAL ASSETS**

Capital assets activity for the fiscal year ended June 30, 2014, is shown below:

Description	Beginning Balance	Additions	Reductions	Ending Balance
<b>Nondepreciable Capital Assets:</b>				
Land	\$ 28,389,550	\$ 282,228	\$	\$ 28,671,778
Works of Art and Historical Treasures	3,962,039	242,210		4,204,249
Construction in Progress	146,214,362	96,614,514	70,374,435	172,454,441
<b>Total Nondepreciable Capital Assets</b>	<b>\$ 178,565,951</b>	<b>\$ 97,138,952</b>	<b>\$ 70,374,435</b>	<b>\$ 205,330,468</b>
<b>Depreciable Capital Assets:</b>				
Buildings	\$ 844,561,590	\$ 68,095,948	\$	\$ 912,657,538
Infrastructure and Other Improvements	17,919,421	78,700		17,998,121
Furniture and Equipment	113,470,243	10,838,822	8,269,352	116,039,713
Library Resources	105,211,440	4,281,037	5,086,540	104,405,937
Property Under Capital Leases and Leasehold Improvements	752,569	1,036,998		1,789,567
Computer Software	2,038,585	502,322	180,459	2,360,448
<b>Total Depreciable Capital Assets</b>	<b>1,083,953,848</b>	<b>84,833,827</b>	<b>13,536,351</b>	<b>1,155,251,324</b>
<b>Less, Accumulated Depreciation:</b>				
Buildings	252,818,407	23,232,543		276,050,950
Infrastructure and Other Improvements	13,454,093	437,802		13,891,895
Furniture and Equipment	79,298,825	8,910,156	8,077,762	80,131,219
Library Resources	62,633,940	8,474,301	5,086,540	66,021,701
Property Under Capital Leases and Leasehold Improvements	123,409	91,022		214,431
Computer Software	1,313,592	303,670	180,458	1,436,804
<b>Total Accumulated Depreciation</b>	<b>409,642,266</b>	<b>41,449,494</b>	<b>13,344,760</b>	<b>437,747,000</b>
<b>Total Depreciable Capital Assets, Net</b>	<b>\$ 674,311,582</b>	<b>\$ 43,384,333</b>	<b>\$ 191,591</b>	<b>\$ 717,504,324</b>

**FLORIDA INTERNATIONAL UNIVERSITY  
A COMPONENT UNIT OF THE STATE OF FLORIDA  
NOTES TO FINANCIAL STATEMENTS (CONTINUED)  
JUNE 30, 2014**

**8. UNEARNED REVENUE**

Unearned revenue includes contract and grants payments received in advance, nonrefundable admission fees, prepaid stadium rental income received from the Finance Corporation, conference center fees, land use fees and athletic revenues received prior to fiscal year-end related to subsequent accounting periods. As of June 30, 2014, the University reported the following amounts as unearned revenue:

Description	Amount
Contracts and Grants	\$ 3,605,383
Admission Fees	1,323,695
Stadium Rental Income	1,304,083
Conference Center Fees	70,334
Land Use Fees	52,381
Athletic Revenues	9,500
<b>Total Unearned Revenue</b>	<b>\$ 6,365,376</b>

**9. LONG-TERM LIABILITIES**

Long-term liabilities of the University at June 30, 2014, include capital improvement debt payable, capital lease payable, compensated absences payable, other postemployment benefits payable, the long-term portion of unearned revenue, liability for self-insured claims, and other long-term liabilities. Long-term liabilities activity for the fiscal year ended June 30, 2014, is shown below:

Description	Beginning Balance	Additions	Reductions	Ending Balance	Current Portion
Capital Improvement Debt Payable	\$ 158,683,324	\$ 49,663,919	\$ 25,866,990	\$ 182,480,253	\$ 8,830,085
Capital Lease Payable		1,037,000		1,037,000	181,770
Compensated Absences Payable	34,173,512	6,141,915	2,627,057	37,688,370	2,806,276
Other Postemployment Benefits Payable	26,197,000	12,314,000	1,163,000	37,348,000	
Unearned Revenue	32,592,946	2,172,086	8,372,639	26,392,393	
Liability for Self-Insured Claims	75,730	26,536	22,436	79,830	40,713
Other Long-Term Liabilities	2,431,463		202,901	2,228,562	
<b>Total Long-Term Liabilities</b>	<b>\$ 254,153,975</b>	<b>\$ 71,355,456</b>	<b>\$ 38,255,023</b>	<b>\$ 287,254,408</b>	<b>\$ 11,858,844</b>

**FLORIDA INTERNATIONAL UNIVERSITY  
A COMPONENT UNIT OF THE STATE OF FLORIDA  
NOTES TO FINANCIAL STATEMENTS (CONTINUED)  
JUNE 30, 2014**

**Capital Improvement Debt Payable.** The University had the following capital improvement debt payable outstanding at June 30, 2014:

Capital Improvement Debt Type and Series	Amount of Original Debt	Amount Outstanding (1)	Interest Rates (Percent)	Maturity Date To
<b>Student Housing Debt:</b>				
2004A Student Apartments	\$ 53,915,000	\$ 32,661,690	4.00 - 5.00	2034
2011 Student Apartments Refunding	22,210,000	20,227,483	3.00 - 5.00	2025
2012 Student Apartments	<u>53,655,000</u>	<u>53,115,636</u>	3.00 - 4.25	2041
<b>Total Student Housing Debt</b>	<u>129,780,000</u>	<u>106,004,809</u>		
<b>Parking Garage Debt:</b>				
2009 Parking Garage A&B	32,000,000	28,915,000	4.00 - 6.875	2039
2013A Parking Garage	<u>48,365,000</u>	<u>47,560,444</u>	3.00 - 5.25	2043
<b>Total Parking Garage Debt</b>	<u>80,365,000</u>	<u>76,475,444</u>		
<b>Total Capital Improvement Debt</b>	<u>\$ 210,145,000</u>	<u>\$ 182,480,253</u>		

Note: (1) Amount outstanding includes unamortized discounts and premiums, and deferred losses on refunding issues.

The University has pledged a portion of future housing rental revenues, traffic and parking fees, and an assessed transportation fee per student to repay \$210,145,000 of capital improvement (housing and parking) revenue bonds issued by the Florida Board of Governors on behalf of the University. Proceeds from the bonds provided financing to construct parking garages and student housing facilities. The bonds are payable solely from housing rental income, parking fees, and assessed transportation fees per student and are payable through 2043. The University has committed to appropriate each year from the housing rental income, parking fees, and assessed transportation fees per student amounts sufficient to cover the principal and interest requirements on the debt. Total principal and interest remaining on the debt is \$294,951,678, and principal and interest paid for the current year totaled \$17,936,281. During the 2013-14 fiscal year, housing rental income, traffic and parking fees, and assessed transportation fees totaled \$30,458,678, \$5,433,093, and \$10,103,245, respectively.

On September 26, 2013, the Florida Board of Governors issued \$48,365,000 of Capital Improvement Parking Garage Revenue Bonds, Series 2013A. A portion of the capital improvement debt proceeds was used to defease \$14,865,000 of outstanding Capital Improvement Parking Garage Revenue Bonds, Series 1999 and 2002, with the remaining portion used to finance the construction of a parking garage facility on the main campus of the University. A portion of the proceeds were placed in an irrevocable trust with an escrow agent to provide for all future debt service payments on the defeased bonds. The trust assets and the liability for the defeased bonds are not included in the University's statement of net position. As a result of the refunding, the University reduced its capital improvement debt service requirement by \$1,142,450 over the next 9 years and obtained an economic gain of \$1,001,780. At June 30, 2014, there was no outstanding balance of the defeased debt.



**FLORIDA INTERNATIONAL UNIVERSITY  
A COMPONENT UNIT OF THE STATE OF FLORIDA  
NOTES TO FINANCIAL STATEMENTS (CONTINUED)  
JUNE 30, 2014**

Annual requirements to amortize all capital improvement debt outstanding as of June 30, 2014, are as follows:

<u>Fiscal Year Ending June 30</u>	<u>Principal</u>	<u>Interest</u>	<u>Total</u>
2015	\$ 8,265,000	\$ 8,364,765	\$ 16,629,765
2016	8,615,000	7,995,015	16,610,015
2017	6,920,000	7,605,390	14,525,390
2018	7,220,000	7,293,610	14,513,610
2019	7,545,000	6,954,130	14,499,130
2020-2024	36,070,000	29,967,870	66,037,870
2025-2029	32,770,000	22,615,223	55,385,223
2030-2034	32,060,000	15,159,888	47,219,888
2035-2039	27,700,000	7,520,975	35,220,975
2040-2043	12,990,000	1,319,812	14,309,812
<b>Subtotal</b>	180,155,000	114,796,678	294,951,678
Plus: Net Bond Discounts and Premiums on Bond Refunding	2,325,253		2,325,253
<b>Total</b>	<b>\$ 182,480,253</b>	<b>\$ 114,796,678</b>	<b>\$ 297,276,931</b>

**Capital Lease Payable – Related Party Transaction.** Land and a building in the amount of \$1,037,000 are being acquired under a capital lease agreement with the Foundation. The stated interest rate is 6.6 percent. Future minimum payments under the capital lease agreement and the present value of the minimum payments as of June 30, 2014, are as follows:

<u>Fiscal Year Ending June 30</u>	<u>Amount</u>
2015	\$ 250,212
2016	250,212
2017	250,212
2018	250,212
2019	250,212
<b>Total Minimum Payments</b>	1,251,060
Less, Amount Representing Interest	(214,060)
<b>Present Value of Minimum Payments</b>	<b>\$ 1,037,000</b>

**Compensated Absences Payable.** Employees earn the right to be compensated during absences for annual leave (vacation) and sick leave earned pursuant to Board of Governors regulations, University regulations, and bargaining agreements. Leave earned is accrued to the credit of the employee and records are kept on each employee’s unpaid (unused) leave balance. The University reports a liability for the accrued leave; however, State noncapital appropriations fund only the portion of accrued leave that is used or paid in the current fiscal year. Although the University expects the liability to be funded primarily from future appropriations, generally accepted accounting principles do not permit the recording of a receivable in anticipation of future appropriations. At June 30, 2014, the estimated liability for compensated absences, which includes the University’s share of the Florida Retirement System and FICA contributions, totaled \$37,688,370. The current portion of the

**FLORIDA INTERNATIONAL UNIVERSITY  
A COMPONENT UNIT OF THE STATE OF FLORIDA  
NOTES TO FINANCIAL STATEMENTS (CONTINUED)  
JUNE 30, 2014**

compensated absences liability, \$2,806,276, is the amount expected to be paid in the coming fiscal year, and represents a historical percentage of leave used applied to the total accrued leave liability.

**Other Postemployment Benefits Payable.** The University follows GASB Statement No. 45, *Accounting and Financial Reporting by Employers for Postemployment Benefits Other Than Pensions*, for certain postemployment healthcare benefits administered by the State Group Health Insurance Program.

*Plan Description.* Pursuant to the provisions of Section 112.0801, Florida Statutes, all employees who retire from the University are eligible to participate in the State Group Health Insurance Program, an agent multiple-employer, defined-benefit plan (Plan). The University subsidizes the premium rates paid by retirees by allowing them to participate in the Plan at reduced or blended group (implicitly subsidized) premium rates for both active and retired employees. These rates provide an implicit subsidy for retirees because, on an actuarial basis, their current and future claims are expected to result in higher costs to the Plan on average than those of active employees. Retirees are required to enroll in the Federal Medicare program for their primary coverage as soon as they are eligible. A stand-alone report is not issued and the Plan information is not included in the report of a public employee retirement system or another entity.

*Funding Policy.* Plan benefits are pursuant to the provisions of Section 112.0801, Florida Statutes, and benefits and contributions can be amended by the Florida Legislature. The University has not advance-funded or established a funding methodology for the annual other postemployment benefit (OPEB) costs or the net OPEB obligation, and the Plan is financed on a pay-as-you-go basis. For the 2013-14 fiscal year, 348 retirees received postemployment healthcare benefits. The University provided required contributions of \$1,163,000 toward the annual OPEB cost, comprised of benefit payments made on behalf of retirees for claims expenses (net of reinsurance), administrative expenses, and reinsurance premiums. Retiree contributions totaled \$2,123,000, which represents 0.6 percent of covered payroll.

*Annual OPEB Cost and Net OPEB Obligation.* The University's annual OPEB cost (expense) is calculated based on the annual required contribution (ARC), an amount actuarially determined in accordance with the parameters of GASB Statement No. 45. The ARC represents a level of funding that if paid on an ongoing basis, is projected to cover normal cost each year and amortize any unfunded actuarial liabilities over a period not to exceed 30 years. The following table shows the University's annual OPEB cost for the fiscal year, the amount actually contributed to the Plan, and changes in the University's net OPEB obligation:

**FLORIDA INTERNATIONAL UNIVERSITY  
A COMPONENT UNIT OF THE STATE OF FLORIDA  
NOTES TO FINANCIAL STATEMENTS (CONTINUED)  
JUNE 30, 2014**

Description	Amount
Normal Cost (Service Cost for One Year)	\$ 7,702,000
Amortization of Unfunded Actuarial Accrued Liability	4,004,000
Interest on Normal Cost and Amortization	468,000
<b>Annual Required Contribution</b>	12,174,000
Interest on Net OPEB Obligation	1,048,000
Adjustment to Annual Required Contribution	(908,000)
<b>Annual OPEB Cost (Expense)</b>	12,314,000
Contribution Toward the OPEB Cost	(1,163,000)
<b>Increase in Net OPEB Obligation</b>	11,151,000
Net OPEB Obligation, Beginning of Year	26,197,000
<b>Net OPEB Obligation, End of Year</b>	\$ 37,348,000

The University’s annual OPEB cost, the percentage of annual OPEB cost contributed to the Plan, and the net OPEB obligation as of June 30, 2014, and for the two preceding fiscal years, were as follows:

Fiscal Year	Annual OPEB Cost	Percentage of Annual OPEB Cost Contributed	Net OPEB Obligation
2011-12	\$ 8,561,000	17.0%	\$ 19,185,000
2012-13	8,614,000	18.6%	26,197,000
2013-14	12,314,000	9.4%	37,348,000

*Funded Status and Funding Progress.* As of July 1, 2013, the most recent actuarial valuation date, the actuarial accrued liability for benefits was \$120,121,000, and the actuarial value of assets was \$0, resulting in an unfunded actuarial accrued liability of \$120,121,000, and a funded ratio of 0 percent. The covered payroll (annual payroll of active participating employees) was \$332,597,433 for the 2013-14 fiscal year, and the ratio of the unfunded actuarial accrued liability to the covered payroll was 36.1 percent.

Actuarial valuations of an ongoing plan involve estimates of the value of reported amounts and assumptions about the probability of occurrence of events far into the future. Examples include assumptions about future employment and termination, mortality, and healthcare cost trends. Amounts determined regarding the funded status of the plan and the annual required contributions of the employer are subject to continual revision as actual results are compared with past expectations and new estimates are made about the future. The Schedule of Funding Progress, presented as required supplementary information following the notes to financial statements, presents multiyear trend information that shows whether the actuarial value of plan assets is increasing or decreasing over time relative to the actuarial accrued liabilities for benefits.

*Actuarial Methods and Assumptions.* Projections of benefits for financial reporting purposes are based on the substantive plan provisions, as understood by the employer and participating members, and include the types of

**FLORIDA INTERNATIONAL UNIVERSITY  
A COMPONENT UNIT OF THE STATE OF FLORIDA  
NOTES TO FINANCIAL STATEMENTS (CONTINUED)  
JUNE 30, 2014**

benefits provided at the time of each valuation and the historical pattern of sharing of benefit costs between the employer and participating members. The actuarial methods and assumptions used include techniques that are designed to reduce the effects of short-term volatility in actuarial accrued liabilities and the actuarial value of assets, consistent with the long-term perspective of the calculations.

The University's OPEB actuarial valuation as of July 1, 2013, used the entry-age cost actuarial method to estimate the actuarial accrued liability as of June 30, 2014, and the University's 2013-14 fiscal year ARC. This method was selected because it is the same method used for the valuation of the Florida Retirement System. Because the OPEB liability is currently unfunded, the actuarial assumptions included a 4 percent rate of return on invested assets. The actuarial assumptions also included a payroll growth rate of 4 percent per year and an inflation rate of 3 percent. Initial healthcare cost trend rates were 7.4, 7.0, and 8.2 percent for the first three years, respectively, for all retirees in the Preferred Provider Option (PPO) Plan, and 3.9, 7.8, and 8.3 percent for the first three years for all retirees in the Health Maintenance Organization (HMO) Plan. The PPO and HMO healthcare trend rates both grade down to an ultimate rate of 5 percent over 70 years. The unfunded actuarial accrued liability is being amortized over 30 years using the level percentage of projected payroll on an open basis. The remaining amortization period at June 30, 2014, was 23 years.

**Other Long-Term Liabilities.** Primarily represents the University's liability for the Federal Capital Contribution (advance) provided to fund the University's Federal Perkins Loan program. This amount will ultimately be returned to the Federal Government should the University cease making Federal Perkins Loans or have excess cash in the loan program.

## 10. COMPONENT UNITS DEBT ISSUES

### **Notes Payable – Florida International University Foundation, Inc.**

On January 20, 2000, the Miami-Dade County Educational Facilities Authority (the Authority) issued \$13 million tax-exempt revenue bonds (Florida International University Foundation Project – Series 1999). These bonds are payable from and secured by a pledge of payments to be made to the Authority under a loan agreement dated December 1, 1999, between the Foundation and the Authority.

The bonds are secured by an irrevocable letter of credit issued by a commercial bank as described below. The Foundation will finance the payments to the Authority under the loan agreement with lease payments received from the University under an operating lease (see note 15). The \$13 million original principal amount was issued under a variable rate structure with a final maturity date of May 1, 2022. The variable rate on fifty percent of the original issue, \$6.5 million, has been synthetically fixed at 4.63 percent through February 1, 2015, by way of an interest rate swap agreement with a commercial bank (see note 11). The bond proceeds were used to acquire, construct, and equip a multi-function support complex located on the Modesto A. Maidique campus and to pay issuance costs. As of June 30, 2014, the outstanding principal balance due under this note payable was \$6.9 million. For the year ended June 30, 2014, total interest incurred and paid was \$297,143.

On December 1, 1999, the Foundation entered into a letter of credit agreement with a commercial bank that permitted the Foundation to borrow up to \$13 million through December 15, 2004, bearing interest at the prime

**FLORIDA INTERNATIONAL UNIVERSITY  
A COMPONENT UNIT OF THE STATE OF FLORIDA  
NOTES TO FINANCIAL STATEMENTS (CONTINUED)  
JUNE 30, 2014**

rate plus 2 percent. On November 29, 2004, this agreement was extended, with the same terms and conditions, through December 15, 2009. There were two additional extensions subsequent to that date through July 30, 2010. The Foundation must pay an annual commitment fee of 0.45 percent on the unused portion of the commitment. Borrowings under the financing agreement mature 90 days after the date of the borrowing.

Under the letter of credit agreement and loan agreement noted above, the Foundation is obligated under certain debt covenants with which they are in compliance.

The bonds were repurchased by the Trustee under a commercial bank letter of credit due to the diminishing ability to remarket the variable rate demand bonds in the public marketplace. On July 30, 2010, the bank converted the variable rate demand bonds into a five year tax exempt qualified loan. After the initial five year period, the bank would have the right to require the Foundation to refinance the bank qualified loan or could agree to extend the maturity date for an additional five year period. The Foundation agrees to pay interest at a rate of 67 percent of the one-month London Interbank Offered Rate (LIBOR) plus 1.68 percent. The bond maturity date of May 1, 2022, remains unchanged as does the swap agreement. On July 30, 2010, the Foundation paid \$52,213 in refinancing fees to complete this transaction. Since the terms remained substantially the same and the present value of the cash outflows is not substantially different, this is not considered an exchange of debt instruments.

The aggregate maturities of the notes payable, as of June 30, 2014, are shown in the following table:

<u>Fiscal Year Ending June 30</u>	<u>Amount</u>
2015	\$ 755,000
2016	745,000
2017	785,000
2018	825,000
2019	865,000
Thereafter	<u>2,945,000</u>
<b>Total</b>	<b><u><u>\$ 6,920,000</u></u></b>

**Notes Payable – The Florida International University Academic Health Center Health Care Network Faculty Group Practice, Inc. – Related Party Transaction**

On August 27, 2010, the Health Care Network entered into a loan agreement totaling \$5,321,198 with the University in order to provide working capital and build out capital to fund the expansion of the faculty practice plan and the establishment of the ambulatory care center and other University clinical activities. Interest on the loan accrues at 2 percent simple interest and the loan is scheduled to mature on June 1, 2030. Drawdowns on the loan for the fiscal year ended June 30, 2014, totaled \$5,321,198 and relate principally to expenses paid directly by the University on behalf of Health Care Network. The loan also includes approximately \$203,000 of accrued interest as of June 30, 2014. Payments on the loan are scheduled to begin on June 1, 2015.

Estimated principal and interest payments for the life of the amounts due to the University based on the balances as of June 30, 2014, are as follows:

**FLORIDA INTERNATIONAL UNIVERSITY  
A COMPONENT UNIT OF THE STATE OF FLORIDA  
NOTES TO FINANCIAL STATEMENTS (CONTINUED)  
JUNE 30, 2014**

<u>Fiscal Year Ending June 30</u>	<u>Principal</u>	<u>Interest</u>	<u>Total</u>
2015	\$	\$ 108,250	\$ 108,250
2016		108,250	108,250
2017		108,250	108,250
2018	389,508	110,492	500,000
2019	397,299	102,701	500,000
2020-2024	2,108,909	391,091	2,500,000
2025-2029	2,328,406	171,594	2,500,000
2030	300,455	6,009	306,464
<b>Total</b>	<b>\$ 5,524,577</b>	<b>\$ 1,106,637</b>	<b>\$ 6,631,214</b>

**Bonds Payable – FIU Athletics Finance Corporation**

On December 1, 2009, the Finance Corporation issued \$30,000,000 of Miami-Dade County Industrial Development Authority Revenue Bonds Series 2009A and \$5,310,000 of Miami-Dade County Industrial Development Authority Taxable Revenue Bonds Series 2009B.

These bonds were issued and secured under and pursuant to the Trust Indenture. Repayments of the bonds will be payable from pledged revenues, which are all operating and nonoperating revenues. Principal payments for the bonds began March 1, 2010. Interest payments are made on a quarterly basis. The interest rate on the Series 2009A bonds is equal to the sum of 63.7 percent of the three-month LIBOR plus 1.90 percent. The interest rate on the Series 2009B bonds shall be at a rate equal to the three-month LIBOR plus 2.65 percent. The total proceeds from the new bond issues were used solely to retire and refund the outstanding Series 2007A and Series 2007B bonds and pay costs of issuance of the bonds and other refinancing costs. The bonds are secured by operating and nonoperating revenues as well as University athletic fees, not to exceed 5 percent of the total athletic fees collected. Total principal due at June 30, 2014, was \$32,092,444.

The Finance Corporation has funded a debt service reserve fund in accordance with the bond indenture requirement of maintaining an amount equal to the maximum allowable debt service on the bond in the current and any future fiscal year. This debt service reserve fund currently totals \$2,648,876 and is included in restricted investments.

The Finance Corporation is required to maintain minimum deposits of \$1,500,000 with a bank. The deposit is to be held in an interest-bearing additional reserve fund and is included in restricted cash.

The interest rate on these bonds is both fixed and variable and is subject to a swap agreement (see Note 11) that was entered into to reduce the exposure to market risks from changing interest rates. Interest is computed on the basis of the actual number of days elapsed over a year of 365 or 366 days.

**FLORIDA INTERNATIONAL UNIVERSITY  
A COMPONENT UNIT OF THE STATE OF FLORIDA  
NOTES TO FINANCIAL STATEMENTS (CONTINUED)  
JUNE 30, 2014**

The aggregate maturities of these bonds as of June 30, 2014, are as follows:

<u>Fiscal Year Ending June 30</u>	<u>Principal</u>	<u>Interest</u>	<u>Total</u>
2015	\$ 676,567	\$ 1,719,051	\$ 2,395,618
2016	697,270	1,684,647	2,381,917
2017	1,090,035	1,649,191	2,739,226
2018	1,300,000	1,592,684	2,892,684
2019	1,357,143	1,522,802	2,879,945
2020-2024	7,778,571	6,449,448	14,228,019
2025-2029	9,714,286	4,159,869	13,874,155
2030-2033	9,478,572	1,302,408	10,780,980
<b>Total</b>	<b>\$ 32,092,444</b>	<b>\$ 20,080,100</b>	<b>\$ 52,172,544</b>

## 11. DERIVATIVE FINANCIAL INSTRUMENTS – COMPONENT UNITS

The Foundation and the Finance Corporation entered into derivative instruments (i.e., interest rate swap agreements) to reduce their exposure to market risks from changing interest rates. For interest rate swap agreements, the differential to be paid or received is accrued and recognized as interest expense and may change as market interest rates change. These interest rate swap agreements, and a related Letter of Credit agreement entered into by the Finance Corporation, are discussed below.

### **Florida International University Foundation, Inc.**

On February 1, 2000, the Foundation entered into an interest rate swap agreement with a commercial bank on a notional amount of \$6,500,000 which represents 50 percent of the principal amount of the bond issue, as described in note 10. Under the original interest rate swap agreement, the Foundation agreed to pay a fixed rate of 5.03 percent per annum and receive variable rates based on 67 percent of the one-month U.S. Dollar London Interbank Offered Rate (LIBOR). Effective October 1, 2005, the Foundation renegotiated the interest rate swap agreement reducing the interest rate swap to 4.63 percent per annum. The renegotiated interest rate swap agreement expires on February 1, 2015. The derivative liability, included with reported other long-term liabilities at June 30, 2014, was \$103,307.

### **FIU Athletics Finance Corporation**

*Objectives.* As a means to lower its borrowing costs and increase its savings, the Finance Corporation entered into an interest rate swap agreement in connection with its \$30,000,000 2009A Miami-Dade County Industrial Development Authority Revenue Bond issuance. The intention of the interest rate swap agreement was to effectively change the Finance Corporation's variable interest rate on the bonds to a synthetic fixed rate of 5.50 percent, which is the fixed rate payable by the Finance Corporation under the interest rate swap agreement of 3.60 percent plus 1.90 percent.

*Terms.* On December 22, 2009, the Finance Corporation entered into an interest rate swap agreement to hedge the floating rate on \$21,000,000 of the principal amount of the 2009A bonds. This represents the fixed portion of the tax exempt bonds payable mentioned above. Under the interest rate swap agreement, the Finance

**FLORIDA INTERNATIONAL UNIVERSITY  
A COMPONENT UNIT OF THE STATE OF FLORIDA  
NOTES TO FINANCIAL STATEMENTS (CONTINUED)  
JUNE 30, 2014**

Corporation agrees to pay a fixed rate of 3.60 percent and receive a variable rate equal to 63.7 percent of the three-month LIBOR. The interest rate swap agreement has a maturity date of March 1, 2033.

*Fair Value.* As of June 30, 2014, the Finance Corporation interest rate swap agreement has a derivative liability of \$4,058,774 as included with reported other long-term liabilities in the statement of net position. The negative fair value was determined using Mark-to-Market Value and represents the closing mid-market values.

As of June 30, 2014, the fair value of the Series 2007A ineffective interest rate swap agreement was \$1,815,844, which is included with reported other long-term liabilities. This interest rate swap agreement was not terminated when the bonds were refunded in December 2009. The interest rate on the refunding Series 2009 bonds reflects a higher rate due to not terminating this interest rate swap agreement. Accordingly, the fair value of \$1,815,844 of the ineffective Series 2007A interest rate swap agreement is being amortized over the remaining life of the refunding Series 2009A bonds.

The synthetic instrument method evaluates the effectiveness of a potential hedging derivative instrument by quantitative approach. The synthetic instrument method evaluates effectiveness by combining the hedgeable item and the potential hedging derivative instrument to simulate a third synthetic instrument. A potential hedging derivative instrument is effective if its total variable cash flows substantially offset the variable cash flows of the hedgeable item. The Finance Corporation determined that it met the criteria of the synthetic instrument method. Therefore, the change in the fair value of the effective interest rate swap agreement is presented in the component units column of the statement of net position as a deferred outflow of resources in the amount of \$2,242,930.

*Credit Risk.* As of June 30, 2014, the Finance Corporation was not exposed to credit risk because the interest rate swap agreement had a negative fair value. However, should interest rates change and the fair value of the interest rate swap agreement become positive, the Finance Corporation would be exposed to credit risk in the amount of the derivative's fair value. The interest rate swap agreement counterparty was rated Baa3 by Moody's Investors Service, BBB by Standard and Poor's and BBB- by Fitch.

*Basis Risk.* Basis risk arises when different indexes are used in connection with a derivative. Given that both the bond and the interest rate swap agreement are based on 63.7 percent of the three-month LIBOR rate, there is limited basis risk.

*Termination Risk.* The derivative contract uses the International Swap Dealers Association (ISDA) Master Agreement, which includes standard termination events, such as failure to pay and bankruptcy. The schedule to the Master Agreement includes an "additional termination event". That is, the interest rate swap agreement may be terminated if: (i) the loan or other indebtedness in connection with which a transaction entered into by the Finance Corporation for the purpose or with the effect of altering the net combined payment from a floating to fixed or a fixed to floating rate basis is repaid, whether upon acceleration of principal, at maturity, or otherwise, or for any other reason ceases to be an obligation of the Finance Corporation, with or without the consent of the counterparty; or (ii) any credit support document expires, terminates, or ceases to be of full force and effect. Also, the interest rate swap agreement may be terminated or assigned by the Finance Corporation if the counterparty's long-term, senior, unsecured, unenhanced debt rating is withdrawn, suspended, or falls below at



**FLORIDA INTERNATIONAL UNIVERSITY  
A COMPONENT UNIT OF THE STATE OF FLORIDA  
NOTES TO FINANCIAL STATEMENTS (CONTINUED)  
JUNE 30, 2014**

least two of the following: a) “Baa3” as determined by Moody’s; or b) “BBB” as determined by Standard and Poor’s; or c) “BBB-” as determined by Fitch.

*Swap Payments and Associated Debt.* Using rates as of June 30, 2014, debt service requirements of the variable-rate portion of the debt and net swap payments, assuming current interest rates remain the same for their term, are as follows:

Fiscal Year Ending June 30	Variable-Rate Bond		Interest Rate Swap, Net	Total
	Principal	Interest		
2015	\$	\$ 399,314	\$ 755,686	\$ 1,155,000
2016		399,314	755,686	1,155,000
2017	260,000	399,314	755,686	1,415,000
2018	910,000	394,370	746,330	2,050,700
2019	950,000	377,066	713,584	2,040,650
2020-2024	5,445,000	1,596,971	3,022,205	10,064,176
2025-2029	6,800,000	1,030,040	1,949,310	9,779,350
2030-2033	6,635,000	322,492	610,307	7,567,799
<b>Total</b>	<b>\$ 21,000,000</b>	<b>\$ 4,918,881</b>	<b>\$ 9,308,794</b>	<b>\$ 35,227,675</b>

Note: As rates vary, variable-rate bond interest payments and net swap payments will vary.

**12. RETIREMENT PROGRAMS**

**Florida Retirement System.** Essentially all regular employees of the University are eligible to enroll as members of the State-administered Florida Retirement System (FRS). Provisions relating to the FRS are established by Chapters 121 and 122, Florida Statutes; Chapter 112, Part IV, Florida Statutes; Chapter 238, Florida Statutes; and Florida Retirement System Rules, Chapter 60S, Florida Administrative Code; wherein eligibility, contributions, and benefits are defined and described in detail. The FRS is a single retirement system administered by the Department of Management Services, Division of Retirement, and consists of two cost-sharing, multiple-employer retirement plans and other nonintegrated programs. These include a defined-benefit pension plan (Plan), with a Deferred Retirement Option Program (DROP), and a defined-contribution plan, referred to as the FRS Investment Plan (Investment Plan).

Employees enrolled in the Plan prior to July 1, 2011, vest at six years of creditable service and employees enrolled in the Plan on or after July 1, 2011, vest at eight years of creditable service. All vested members, enrolled prior to July 1, 2011, are eligible for normal retirement benefits at age 62 or at any age after 30 years of service, except for members classified as special risk who are eligible for normal retirement benefits at age 55 or at any age after 25 years of service. All members enrolled in the Plan on or after July 1, 2011, once vested, are eligible for normal retirement benefits at age 65 or any time after 33 years of creditable service, except for members classified as special risk who are eligible for normal retirement benefits at age 60 or at any age after 30 years of service. Members of both Plans may include up to 4 years of credit for military service toward creditable service. The Plan also includes an early retirement provision; however, there is a benefit reduction for each year a member

**FLORIDA INTERNATIONAL UNIVERSITY  
A COMPONENT UNIT OF THE STATE OF FLORIDA  
NOTES TO FINANCIAL STATEMENTS (CONTINUED)  
JUNE 30, 2014**

retires before his or her normal retirement date. The Plan provides retirement, disability, death benefits, and annual cost-of-living adjustments.

DROP, subject to provisions of Section 121.091, Florida Statutes, permits employees eligible for normal retirement under the Plan to defer receipt of monthly benefit payments while continuing employment with an FRS employer. An employee may participate in DROP for a period not to exceed 60 months after electing to participate. During the period of DROP participation, deferred monthly benefits are held in the FRS Trust Fund and accrue interest.

As provided in Section 121.4501, Florida Statutes, eligible FRS members may elect to participate in the Investment Plan in lieu of the FRS defined-benefit plan. University employees already participating in the State University System Optional Retirement Program or DROP are not eligible to participate in this program. Employer and employee contributions are defined by law, but the ultimate benefit depends in part on the performance of investment funds. The Investment Plan is funded by employer and employee contributions that are based on salary and membership class (Regular Class, Senior Management Service Class, etc.). Contributions are directed to individual member accounts, and the individual members allocate contributions and account balances among various approved investment choices. Employees in the Investment Plan vest at one year of service.

The State of Florida establishes contribution rates for participating employers and employees. Contribution rates during the 2013-14 fiscal year were as follows:

Class	Percent of Gross Salary	
	Employee	Employer (A)
Florida Retirement System, Regular	3.00	6.95
Florida Retirement System, Senior Management Service	3.00	18.31
Florida Retirement System, Special Risk	3.00	19.06
Deferred Retirement Option Program - Applicable to Members from All of the Above Classes	0.00	12.84
Florida Retirement System, Reemployed Retiree	(B)	(B)

Notes: (A) Employer rates include 1.20 percent for the postemployment health insurance subsidy. Also, employer rates, other than for DROP participants, include .03 percent for administrative costs of the Investment Plan.

(B) Contribution rates are dependent upon retirement class in which reemployed.

The University’s liability for participation is limited to the payment of the required contribution at the rates and frequencies established by law on future payrolls of the University. The University’s contributions including employee contributions for the fiscal years ended June 30, 2012, June 30, 2013, and June 30, 2014, totaled

**FLORIDA INTERNATIONAL UNIVERSITY  
A COMPONENT UNIT OF THE STATE OF FLORIDA  
NOTES TO FINANCIAL STATEMENTS (CONTINUED)  
JUNE 30, 2014**

\$7,113,640, \$7,771,995, and \$10,934,906, respectively, which were equal to the required contributions for each fiscal year.

There were 647 University participants in the Investment Plan during the 2013-14 fiscal year. The University's contributions including employee contributions to the Investment Plan totaled \$2,579,281, which was equal to the required contribution for the 2013-14 fiscal year.

Financial statements and other supplementary information of the FRS are included in the State's Comprehensive Annual Financial Report, which is available from the Florida Department of Financial Services' Web site ([www.myfloridacfo.com](http://www.myfloridacfo.com)). An annual report on the FRS, which includes its financial statements, required supplementary information, actuarial report, and other relevant information, is available from the Florida Division of Retirement's Web site ([www.frs.myflorida.com](http://www.frs.myflorida.com)).

**State University System Optional Retirement Program.** Section 121.35, Florida Statutes, provides for an Optional Retirement Program (Program) for eligible university instructors and administrators. The Program is designed to aid State universities in recruiting employees by offering more portability to employees not expected to remain in FRS for eight or more years.

The Program is a defined-contribution plan, which provides full and immediate vesting of all contributions submitted to the participating companies on behalf of the participant. Employees in eligible positions can make an irrevocable election to participate in the Program, rather than the FRS, and purchase retirement and death benefits through contracts provided by certain insurance carriers. The employing university contributes, on behalf of the participant, 7.34 percent of the participant's salary, less a small amount used to cover administrative costs, and employees contribute 3 percent of the employee's salary. Additionally, the employee may contribute, by payroll deduction, an amount not to exceed the percentage contributed by the University to the participant's annuity account. The contributions are invested in the company or companies selected by the participant to create a fund for the purchase of annuities at retirement.

There were 2,686 University participants during the 2013-14 fiscal year. The University's contributions to the Program totaled \$14,610,110 and employee contributions totaled \$9,829,813 for the 2013-14 fiscal year.

**FLORIDA INTERNATIONAL UNIVERSITY  
A COMPONENT UNIT OF THE STATE OF FLORIDA  
NOTES TO FINANCIAL STATEMENTS (CONTINUED)  
JUNE 30, 2014**

**13. CONSTRUCTION COMMITMENTS**

The University’s construction commitments at June 30, 2014, are as follows:

Project Description	Total Committed	Completed to Date	Balance Committed
Student Academic Support Center	\$ 24,138,383	\$ 1,193,628	\$ 22,944,755
Parking Garage Six	42,593,953	20,572,154	22,021,799
Mixed-Use Auxiliary Building	35,703,112	25,161,462	10,541,650
Recreation Center Expansion	8,595,233	345	8,594,888
User Paid Construction Projects	24,748,577	17,243,799	7,504,778
FIU Ambulatory Care Center	8,527,054	2,556,388	5,970,666
Robert Stempel College of Public Health and Social Science Building	31,026,142	25,442,704	5,583,438
Utilities/Infrastructure/Capital Renewal	3,603,832	392,130	3,211,702
<b>Subtotal</b>	<b>178,936,286</b>	<b>92,562,610</b>	<b>86,373,676</b>
Projects with Balance Committed Under \$3 Million	95,927,328	79,891,831	16,035,497
<b>Total</b>	<b>\$ 274,863,614</b>	<b>\$ 172,454,441</b>	<b>\$ 102,409,173</b>

**14. OPERATING LEASE COMMITMENTS**

The University leased building space under operating leases, which expire in 2034. These leased assets and the related commitments are not reported on the University's statement of net position. Operating lease payments are recorded as expenses when paid or incurred. Outstanding commitments resulting from these lease agreements are contingent upon future appropriations. Included in the annual payments below are the minimum payments required for the operating lease due to the Foundation as described in note 15. Future minimum lease commitments for noncancelable operating leases are as follows:

<u>Fiscal Year Ending June 30</u>	<u>Amount</u>
2015	\$ 4,270,969
2016	4,442,954
2017	4,573,752
2018	4,731,897
2019	4,825,396
2020-2024	16,838,177
2025-2029	6,184,664
2030-2034	6,053,937
<b>Total Minimum Payments Required</b>	<b>\$ 51,921,746</b>

**15. OPERATING LEASE COMMITMENTS – RELATED PARTY TRANSACTIONS**

**Florida International University Foundation, Inc.**

On December 1, 1999, the former Board of Regents of the State University System of the State of Florida for and on behalf of the University entered into a ground lease agreement with the Foundation. Under this agreement, the Foundation leases from the University the grounds on which a multi-function support complex facility was

**FLORIDA INTERNATIONAL UNIVERSITY  
A COMPONENT UNIT OF THE STATE OF FLORIDA  
NOTES TO FINANCIAL STATEMENTS (CONTINUED)  
JUNE 30, 2014**

built on the Modesto A. Maidique campus. The consideration required to be paid by the Foundation is \$10 annually. The ground lease will expire on December 31, 2024, or on the date the Foundation makes its final payment under a letter of credit agreement related to the financing of the facility. Total amounts paid to the Foundation under this agreement were \$1,375,281 and \$1,405,552 for the years ended June 30, 2014, and June 30, 2013, respectively.

On December 1, 1999, the former Board of Regents on behalf of the University also entered into a 20-year operating lease agreement with the Foundation for the facility. Under the terms of the operating lease, the University will pay the Foundation rent in the amount equal to all amounts due and payable by the Foundation under the letter of credit agreement, if any, and loan agreement related to the financing of the facility. The payments also include any costs of operating and maintaining the facility, in addition to amounts necessary to pay any unanticipated and extraordinary costs. The lease commenced during August 2002 when the facility became operational. The lease will terminate on May 1, 2022, which is the date of maturity of the loan agreement.

The facility under the above operating lease is not recorded as an asset on the statement of net position; however, the operational lease payments are recorded as expenses in the statement of revenues, expenses, and changes in net position when paid or incurred.

The following schedule by years presents management’s best estimate of future minimum rental payments for this noncancelable operating lease as of June 30, 2014:

<u>Fiscal Year Ending June 30</u>	<u>Amount</u>
2015	\$ 1,363,000
2016	1,363,000
2017	1,363,000
2018	1,418,000
2019	1,418,000
Thereafter	<u>4,253,000</u>
<b>Total Minimum Payments Required</b>	<b><u>\$ 11,178,000</u></b>

**FIU Athletics Finance Corporation**

The University and the Finance Corporation entered into two 25-year ground sublease agreements dated April 1, 2007, rendering the rights to the Finance Corporation to issue a series of capital improvement bonds of which a portion of the proceeds, along with contributions from the University, was used to finance a stadium improvement project located on University premises. Under this agreement, the Finance Corporation prepaid to the University, for rental of the premises, the sum of \$31,937,211.

The following schedule by years represents management's best estimate of future minimum rental expense that will be recognized for these sublease agreements:

**FLORIDA INTERNATIONAL UNIVERSITY  
A COMPONENT UNIT OF THE STATE OF FLORIDA  
NOTES TO FINANCIAL STATEMENTS (CONTINUED)  
JUNE 30, 2014**

Fiscal Year Ending June 30	Amount
2015	\$ 1,304,083
2016	1,304,083
2017	1,304,083
2018	1,304,083
2019	1,304,083
2020-2024	6,520,416
2025-2029	6,520,416
2030-2033	5,107,659
<b>Total Minimum Payments Required</b>	<b>\$ 24,668,906</b>

**16. GIFT AGREEMENT – FLORIDA INTERNATIONAL UNIVERSITY FOUNDATION, INC.**

The Wolfsonian, Inc. (Wolfsonian), was established in 1986 to create and operate a museum and research center in Miami Beach, Florida, and to support a comprehensive program focused on the collection, exhibition, interpretation, preservation, research and publication of the decorative, or design and architectural arts. The Wolfsonian has been loaned the Mitchell Wolfson, Jr. collection of nearly 27,000 objects of art and rare books dating from the late nineteenth to the mid-twentieth century. It encompasses furniture, sculpture, paintings, books, graphics and other works of art on paper, as well as archives relating to the period. Through a series of academic study and fellowship programs, national and international traveling exhibitions, and scholarly initiatives, the Wolfsonian promotes public education and awareness of the social, historical, technological, political, economic, and artistic material culture of Europe and America in the 1885-1945 period.

On July 1, 1997, the Foundation entered into a gift agreement (Agreement) with Mitchell Wolfson, Jr., the Wolfsonian, and the University, whereby Mitchell Wolfson, Jr. agreed to donate all rights, title, and interest in and to all objects constituting the Mitchell Wolfson, Jr. Collection of Decorative and Propaganda Arts to the Foundation, subject to a loan agreement made and entered into by the Wolfsonian and Mr. Wolfson, Jr., dated July 29, 1991. The loan agreement was extended through to July 2021.

The Foundation has elected to exercise the option of not capitalizing the items that meet the definition of “collection” as prescribed by accounting principles generally accepted in the United States. Therefore, the fair value of the donated Collection of Decorative and Propaganda Arts is not reflected in the University's financial statements. Purchases of collection items are recorded as decreases in unrestricted net position in the year in which the items are acquired, or as temporarily or permanently restricted net position if the assets used to purchase the items are restricted by donors. Proceeds from deaccessions or insurance recoveries are reflected as increases in the appropriate net position classes.

As a result of the Agreement, the Wolfsonian amended its articles of incorporation and bylaws to provide that all its directors be appointed and removed at any time with or without cause by the Foundation, to effect a transfer of complete control of all of the assets, interest, and obligations of the Wolfsonian to the Foundation. On May 26, 1999, the Foundation passed a revision to the bylaws of the Wolfsonian to make the Foundation the sole voting member of the Wolfsonian.

**FLORIDA INTERNATIONAL UNIVERSITY  
A COMPONENT UNIT OF THE STATE OF FLORIDA  
NOTES TO FINANCIAL STATEMENTS (CONTINUED)  
JUNE 30, 2014**

The gifts are conditional upon the provisions outlined in the Agreement including, but not limited to, the Foundation continuing the museum and educational activities and operations that were conducted by the Wolfsonian. As a result of the Agreement, the University and Foundation have assumed all administrative functions and operating costs of the Wolfsonian.

The most significant of the obligations under the Agreement is for the University to provide the Wolfsonian with the same financial support from its general budget, as provided to other departments, and to continue the museum and educational activities and operations of the Wolfsonian. The University provided support of approximately \$2.3 million during the 2013-14 fiscal year for Wolfsonian expenses which included salaries, equipment, administrative expenses, insurance premiums for the art collection, and building security. In addition, the University provided support of approximately \$512,000 during the 2013-14 fiscal year for utilities, repairs, and maintenance expenses for buildings used by the Wolfsonian.

**17. RISK MANAGEMENT PROGRAMS**

The University is exposed to various risks of loss related to torts; theft of, damage to, and destruction of assets; errors and omissions; injuries to employees; and natural disasters. Pursuant to Section 1001.72(2), Florida Statutes, the University participates in State self-insurance programs providing insurance for property and casualty, workers' compensation, general liability, fleet automotive liability, Federal Civil Rights, and employment discrimination liability. During the 2013-14 fiscal year, for property losses, the State retained the first \$2 million per occurrence for all perils except named windstorm and flood. The State retained the first \$2 million per occurrence with an annual aggregate retention of \$40 million for named windstorm and flood losses. After the annual aggregate retention, losses in excess of \$2 million per occurrence were commercially insured up to \$50 million for named windstorm and flood losses through February 15, 2014, and increased to \$54 million starting February 16, 2014. For perils other than named windstorm and flood, losses in excess of \$2 million per occurrence were commercially insured up to \$200 million; and losses exceeding those amounts were retained by the State. No excess insurance coverage is provided for workers' compensation, general and automotive liability, Federal Civil Rights, and employment action coverage; all losses in these categories are completely self-insured by the State through the State Risk Management Trust Fund established pursuant to Chapter 284, Florida Statutes. Payments on tort claims are limited to \$200,000 per person, and \$300,000 per occurrence as set by Section 768.28(5), Florida Statutes. Calculation of premiums considers the cash needs of the program and the amount of risk exposure for each participant. Settlements have not exceeded insurance coverage during the past three fiscal years.

Pursuant to Section 110.123, Florida Statutes, University employees may obtain healthcare services through participation in the State group health insurance plan or through membership in a health maintenance organization plan under contract with the State. The State's risk financing activities associated with State group health insurance, such as risk of loss related to medical and prescription drug claims, are administered through the State Employees Group Health Insurance Trust Fund. It is the practice of the State not to purchase commercial coverage for the risk of loss covered by this Fund. Additional information on the State's group health insurance

**FLORIDA INTERNATIONAL UNIVERSITY  
A COMPONENT UNIT OF THE STATE OF FLORIDA  
NOTES TO FINANCIAL STATEMENTS (CONTINUED)  
JUNE 30, 2014**

plan, including the actuarial report, is available from the Florida Department of Management Services, Division of State Group Insurance.

**University Self-Insurance Program.** The Florida International University College of Medicine Self-Insurance Program was established pursuant to Section 1004.24, Florida Statutes, on June 18, 2009. The Self-Insurance Program provides professional and general liability protection for the Florida International University Board of Trustees for claims and actions arising from the clinical activities of the College of Medicine faculty, staff, and resident physicians. Liability protection is afforded to the students of the College. The Self-Insurance Program provides legislative claims bill protection.

The University is protected for losses that are subject to Section 768.28, Florida Statutes, to the extent of the waiver of sovereign immunity as described in Section 768.28(5), Florida Statutes. The Self-Insurance Program also provides: \$1,000,000 per legislative claims bills inclusive of payments made pursuant to Section 768.28, Florida Statutes; \$300,000 per occurrence of protection for the participants that are not subject to the provisions of Section 768.28, Florida Statutes; \$300,000 per claim protection for participants who engage in approved community service and act as Good Samaritans; and student protections of \$100,000 for a claim arising from an occurrence for any one person, \$300,000 for all claims arising from an occurrence and professional liability required by a hospital or other health care facility for educational purposes not to exceed the per occurrence limit of \$1,000,000.

The Self-Insurance Program’s estimated liability for unpaid claims at fiscal year-end is the result of management and actuarial analysis and includes an amount for claims that have been incurred but not reported.

Changes in the balances of claims liability for the Self-Insurance Program during the 2012-13 and 2013-14 fiscal years are presented in the following table:

Fiscal Year Ended	Claims Liabilities Beginning of Year	Current Claims and Changes in Estimates	Claim Payments	Claims Liabilities End of Year
June 30, 2013	\$ 212,798	\$ (137,068)	\$	\$ 75,730
June 30, 2014	75,730	26,536	(22,436)	79,830

**18. FUNCTIONAL DISTRIBUTION OF OPERATING EXPENSES**

The functional classification of an operating expense (instruction, research, etc.) is assigned to a department based on the nature of the activity, which represents the material portion of the activity attributable to the department. For example, activities of academic departments for which the primary departmental function is instruction may include some activities other than direct instruction such as research and public service. However, when the primary mission of the department consists of instructional program elements, all expenses of the department are reported under the instruction classification. The operating expenses on the statement of revenues, expenses, and changes in net position are presented by natural classifications. The following are those same expenses presented in functional classifications as recommended by NACUBO:



**FLORIDA INTERNATIONAL UNIVERSITY  
A COMPONENT UNIT OF THE STATE OF FLORIDA  
NOTES TO FINANCIAL STATEMENTS (CONTINUED)  
JUNE 30, 2014**

<u>Functional Classification</u>	<u>Amount</u>
Instruction	\$ 265,190,190
Research	93,812,661
Public Services	9,821,691
Academic Support	103,729,416
Student Services	57,738,023
Institutional Support	72,308,438
Operation and Maintenance of Plant	48,145,546
Scholarships, Fellowships, and Waivers	93,660,910
Depreciation	41,449,494
Auxiliary Enterprises	<u>62,286,783</u>
<b>Total Operating Expenses</b>	<b><u>\$ 848,143,152</u></b>

**19. SEGMENT INFORMATION**

A segment is defined as an identifiable activity (or grouping of activities) that has one or more bonds or other debt instruments outstanding with a revenue stream pledged in support of that debt. In addition, the activity's related revenues, expenses, gains, losses, assets, and liabilities are required to be accounted for separately. The following financial information for the University's Housing and Parking facilities represents identifiable activities for which one or more bonds are outstanding:

**Condensed Statement of Net Position**

	<u>Housing Facility Capital Improvement Debt</u>	<u>Parking Facility Capital Improvement Debt</u>
<b>Assets</b>		
Current Assets	\$ 19,648,932	\$ 11,125,002
Capital Assets, Net	128,255,995	86,797,139
Other Noncurrent Assets	<u>759,323</u>	<u>23,848,903</u>
<b>Total Assets</b>	<u>148,664,250</u>	<u>121,771,044</u>
<b>Liabilities</b>		
Current Liabilities	6,855,297	8,947,214
Noncurrent Liabilities	<u>100,421,364</u>	<u>73,589,984</u>
<b>Total Liabilities</b>	<u>107,276,661</u>	<u>82,537,198</u>
<b>Net Position</b>		
Net Investment in Capital Assets	21,344,563	25,193,175
Restricted - Expendable	5,579	3,247,613
Unrestricted	<u>20,037,447</u>	<u>10,793,058</u>
<b>Total Net Position</b>	<b><u>\$ 41,387,589</u></b>	<b><u>\$ 39,233,846</u></b>

**FLORIDA INTERNATIONAL UNIVERSITY**  
**A COMPONENT UNIT OF THE STATE OF FLORIDA**  
**NOTES TO FINANCIAL STATEMENTS (CONTINUED)**  
**JUNE 30, 2014**

**Condensed Statement of Revenues, Expenses,  
and Changes in Net Position**

	Housing Facility Capital Improvement Debt	Parking Facility Capital Improvement Debt
Operating Revenues	\$ 30,458,678	\$ 15,536,338
Depreciation Expense	(3,757,137)	(2,058,449)
Other Operating Expenses	(17,706,486)	(7,805,563)
<b>Operating Income</b>	<b>8,995,055</b>	<b>5,672,326</b>
Nonoperating Revenues (Expenses):		
Nonoperating Revenue	579,942	1,190,974
Interest Expense	(4,120,826)	(3,682,916)
Other Nonoperating Expense	(1,560,518)	(1,670,296)
<b>Net Nonoperating Expenses</b>	<b>(5,101,402)</b>	<b>(4,162,238)</b>
<b>Income Before Transfers</b>	<b>3,893,653</b>	<b>1,510,088</b>
Net Transfers	(2,240,378)	(679)
Capital Grants		596,064
<b>Increase in Net Position</b>	<b>1,653,275</b>	<b>2,105,473</b>
Net Position, Beginning of Year	39,734,314	37,128,373
<b>Net Position, End of Year</b>	<b>\$ 41,387,589</b>	<b>\$ 39,233,846</b>

**Condensed Statement of Cash Flows**

	Housing Facility Capital Improvement Debt	Parking Facility Capital Improvement Debt
Net Cash Provided (Used) by:		
Operating Activities	\$ 11,268,677	\$ 7,608,466
Noncapital Financing Activities	626,932	
Capital and Related Financing Activities	(18,998,566)	13,006,071
Investing Activities	5,801,794	(20,947,488)
<b>Net Decrease in Cash and Cash Equivalents</b>	<b>(1,301,163)</b>	<b>(332,951)</b>
Cash and Cash Equivalents, Beginning of Year	1,918,080	485,777
<b>Cash and Cash Equivalents, End of Year</b>	<b>\$ 616,917</b>	<b>\$ 152,826</b>

## 20. DISCRETELY PRESENTED COMPONENT UNITS

The University has four component units. As discussed in note 1, the financial activities of the Research Foundation are not included in the discretely presented component units' columns of the financial statements. The remaining three discretely presented component units comprise 100 percent of the transactions and account balances of the aggregate discretely presented component units' columns of the financial statements. The following financial information is from the most recently available audited financial statements for the component units:

**FLORIDA INTERNATIONAL UNIVERSITY  
A COMPONENT UNIT OF THE STATE OF FLORIDA  
NOTES TO FINANCIAL STATEMENTS (CONTINUED)  
JUNE 30, 2014**

**Condensed Statement of Net Position**

	Direct-Support Organizations			Total	
	Florida International University Foundation, Inc.	Florida International University Research Foundation, Inc.  (Note 1)	FIU Athletics Finance Corporation		Florida International University Academic Health Center Health Care Network Faculty Group Practice, Inc.
<b>Assets:</b>					
Current Assets	\$ 306,812,066	\$	\$ 3,472,121	\$ 1,163,917	\$ 311,448,104
Capital Assets, Net	16,290,009			1,498,333	17,788,342
Other Noncurrent Assets	97,652		27,931,888		28,029,540
<b>Total Assets</b>	<b>323,199,727</b>		<b>31,404,009</b>	<b>2,662,250</b>	<b>357,265,986</b>
<b>Deferred Outflows of Resources</b>			<b>2,555,311</b>		<b>2,555,311</b>
<b>Liabilities:</b>					
Current Liabilities	4,484,776		1,158,742	1,198,713	6,842,231
Noncurrent Liabilities	7,105,197		37,374,651	5,524,577	50,004,425
<b>Total Liabilities</b>	<b>11,589,973</b>		<b>38,533,393</b>	<b>6,723,290</b>	<b>56,846,656</b>
<b>Net Position:</b>					
Net Investment in Capital Assets	8,522,189				8,522,189
Restricted Nonexpendable	199,384,169				199,384,169
Restricted Expendable	75,751,823				75,751,823
Unrestricted	27,951,573		(4,574,073)	(4,061,040)	19,316,460
<b>Total Net Position</b>	<b>\$ 311,609,754</b>	<b>\$</b>	<b>\$ (4,574,073)</b>	<b>\$ (4,061,040)</b>	<b>\$ 302,974,641</b>

Note: (1) As discussed in Note 1 this component unit is no longer reported.

**FLORIDA INTERNATIONAL UNIVERSITY  
A COMPONENT UNIT OF THE STATE OF FLORIDA  
NOTES TO FINANCIAL STATEMENTS (CONTINUED)  
JUNE 30, 2014**

**Condensed Statement of Revenues, Expenses,  
and Changes in Net Position**


	Direct-Support Organizations				Total
	Florida International University Foundation, Inc.	Florida International University Research Foundation, Inc.  (Note 1)	FIU Athletics Finance Corporation	Florida International University Academic Health Center Health Care Network Faculty Group Practice, Inc.	
Operating Revenues	\$ 23,189,089	\$	\$ 3,602,778	\$ 4,481,745	\$ 31,273,612
Depreciation Expense	(535,272)			(186,513)	(721,785)
Other Operating Expenses	(26,643,415)		(2,287,002)	(7,121,486)	(36,051,903)
<b>Operating Income (Loss)</b>	<b>(3,989,598)</b>		<b>1,315,776</b>	<b>(2,826,254)</b>	<b>(5,500,076)</b>
Net Nonoperating Revenues (Expenses)					
Investment Income	37,479,244		(5,749)		37,473,495
Interest Expense			(1,579,690)	(99,645)	(1,679,335)
<b>Net Nonoperating Revenues (Expenses)</b>	<b>37,479,244</b>		<b>(1,585,439)</b>	<b>(99,645)</b>	<b>35,794,160</b>
Other Revenues, Expenses, Gains, or Losses				1,380,001	1,380,001
<b>Increase (Decrease) in Net Position</b>	<b>33,489,646</b>		<b>(269,663)</b>	<b>(1,545,898)</b>	<b>31,674,085</b>
Net Position, Beginning of Year	278,120,108	226,735	(4,304,410)	(2,515,142)	271,527,291
Adjustment to Beginning Net Position (1)		(226,735)			(226,735)
<b>Net Position, Beginning of Year, As Restated</b>	<b>278,120,108</b>		<b>(4,304,410)</b>	<b>(2,515,142)</b>	<b>271,300,556</b>
<b>Net Position, End of Year</b>	<b>\$ 311,609,754</b>	<b>\$</b>	<b>\$ (4,574,073)</b>	<b>\$ (4,061,040)</b>	<b>\$ 302,974,641</b>

Note: (1) As discussed in Note 1 this component unit is no longer reported.

**FLORIDA INTERNATIONAL UNIVERSITY  
OTHER REQUIRED SUPPLEMENTARY INFORMATION  
SCHEDULE OF FUNDING PROGRESS –  
OTHER POSTEMPLOYMENT BENEFITS PLAN**

Actuarial Valuation Date	Actuarial Value of Assets (a)	Actuarial Accrued Liability (AAL) (1) (b)	Unfunded AAL (UAAL) (b-a)	Funded Ratio (a/b)	Covered Payroll (c)	UAAL as a Percentage of Covered Payroll [(b-a)/c]
7/1/2009	\$ -	\$ 72,099,000	\$ 72,099,000	0%	\$ 239,559,653	30.1%
7/1/2011	-	101,015,000	101,015,000	0%	280,051,835	36.1%
7/1/2013	-	120,121,000	120,121,000	0%	332,597,433	36.1%

- Note: (1) The entry-age cost actuarial method was used to calculate the actuarial accrued liability.
- (2) The July, 1, 2013, unfunded actuarial accrued liability of \$120,121,000 was higher than the July 1, 2011, liability of \$101,015,000 primarily as a result of lower than expected increases in retiree contributions rates, an implicit subsidy resulting from less than the full cost of coverage now being paid by participants in four HMO plans, changes in demographic data and assumptions, and certain trend assumptions.



DAVID W. MARTIN, CPA  
AUDITOR GENERAL

# AUDITOR GENERAL STATE OF FLORIDA

G74 Claude Pepper Building  
111 West Madison Street  
Tallahassee, Florida 32399-1450



PHONE: 850-412-2722  
FAX: 850-488-6975

The President of the Senate, the Speaker of the  
House of Representatives, and the  
Legislative Auditing Committee

## INDEPENDENT AUDITOR'S REPORT ON INTERNAL CONTROL OVER FINANCIAL REPORTING AND ON COMPLIANCE AND OTHER MATTERS BASED ON AN AUDIT OF THE FINANCIAL STATEMENTS PERFORMED IN ACCORDANCE WITH *GOVERNMENT AUDITING STANDARDS*

### Report on the Financial Statements

We have audited, in accordance with the auditing standards generally accepted in the United States of America and the standards applicable to financial audits contained in *Government Auditing Standards* issued by the Comptroller General of the United States, the financial statements of Florida International University, a component unit of the State of Florida, and its aggregate discretely presented component units as of and for the fiscal year ended June 30, 2014, and the related notes to the financial statements, which collectively comprise the University's basic financial statements, and have issued our report thereon dated March 4, 2015, included under the heading **INDEPENDENT AUDITOR'S REPORT**. Our report includes a reference to other auditors who audited the financial statements of the aggregate discretely presented component units, as described in our report on the University's financial statements. This report does not include the results of the other auditors' testing of internal control over financial reporting or compliance and other matters that are reported on separately by those auditors.

### Internal Control Over Financial Reporting

In planning and performing our audit of the financial statements, we considered the University's internal control over financial reporting (internal control) to determine audit procedures that are appropriate in the circumstances for the purpose of expressing our opinions on the financial statements, but not for the purpose of expressing an opinion on the effectiveness of the University's internal control. Accordingly, we do not express an opinion on the effectiveness of the University's internal control.

A *deficiency in internal control* exists when the design or operation of a control does not allow management or employees, in the normal course of performing their assigned functions, to prevent, or detect and correct, misstatements on a timely basis. A *material weakness* is a deficiency, or a combination of deficiencies, in internal control such that there is a reasonable possibility that a material misstatement of the University's financial statements will not be prevented, or detected and corrected on a timely basis. A *significant deficiency* is a deficiency, or a combination of deficiencies, in internal control that is less severe than a material weakness, yet important enough to merit attention by those charged with governance.

Our consideration of internal control was for the limited purpose described in the first paragraph of this section and was not designed to identify all deficiencies in internal control that might be material weaknesses or significant deficiencies. Given these limitations, during our audit we did not identify any deficiencies in internal control that we consider to be material weaknesses. However, material weaknesses may exist that have not been identified.

**Compliance and Other Matters**

As part of obtaining reasonable assurance about whether the University's financial statements are free of material misstatement, we performed tests of its compliance with certain provisions of laws, rules, regulations, contracts, and grant agreements, noncompliance with which could have a direct and material effect on the determination of financial statement amounts. However, providing an opinion on compliance with those provisions was not an objective of our audit and, accordingly, we do not express such an opinion. The results of our tests disclosed no instances of noncompliance or other matters that are required to be reported under *Government Auditing Standards*.

**Purpose of this Report**

The purpose of the **INDEPENDENT AUDITOR'S REPORT ON INTERNAL CONTROL OVER FINANCIAL REPORTING AND ON COMPLIANCE AND OTHER MATTERS BASED ON AN AUDIT OF THE FINANCIAL STATEMENTS PERFORMED IN ACCORDANCE WITH *GOVERNMENT AUDITING STANDARDS*** is solely to describe the scope of our testing of internal control and compliance and the result of that testing, and not to provide an opinion on the effectiveness of the University's internal control or on compliance. This report is an integral part of an audit performed in accordance with *Government Auditing Standards* in considering the University's internal control and compliance. Accordingly, this report is not suitable for any other purpose.

Respectfully submitted,



David W. Martin, CPA  
Tallahassee, Florida  
March 4, 2015